



Nabisy - Manual for supplier / trader after the last interface

An explanation

Datum	09.03.2021
Version	3/2021
Zustand	Veröffentlicht
Verfasser	Bundesanstalt für Landwirtschaft und Ernährung Referat 523 nabisy@ble.de +49 (0) 228 6845 2500
Exposé	Screenshots and explanation of Nabisy for traders



Content

1	General Information	3
2	Log-in to Nabisy	4
2.1	Initial log-in and log-in.....	4
2.2	Blocking of the access after repeated wrong input of the password.....	5
2.3	You have forgotten your password.....	5
3	Main Menu	6
4	Access data [Password]	7
4.1	Change Password.....	7
4.2	Password rules	8
5	File Application	9
5.1	Application for division	10
5.2	Application for Transcription.....	21
5.3	Application of combined transcription.....	28
6	Display Application / Proof	35
7	Display Proof	37
8	Administration Collective download	39
8.1	Generate collective download	40
8.2	Display collective download.....	41
9	Account Statement	42
9.1	Download.....	42
9.2	Explanation of the columns	42
10	Help for typical error messages	45
10.1	You must confirm the declaration in order to continue.....	45
10.2	No supplier found that matches the entered number. No installation operator found that matches the entered number.....	45
10.3	Subset must not exceed the remaining quantity.	45
10.4	Es ist ein unerwarteter Fehler aufgetreten / An unexpected error has occurred...	46
10.5	Password invalid. Password has already been used.....	46
10.6	Password invalid. The new (selected) password contradicts the password rules. ..	46
10.7	Your account is suspended. Please contact the BLE by stating your ID and name (nabisy@ble.de).....	47



1 General Information

If you would like to be informed about Nabisy updates directly by the BLE, we can include you on our mailing list.

For this, please send an e-mail with the mandatory subject “Subscribe Nabisy Mail“ to nabisy@ble.de. This sending e-mail address will then be included to our mailing list.

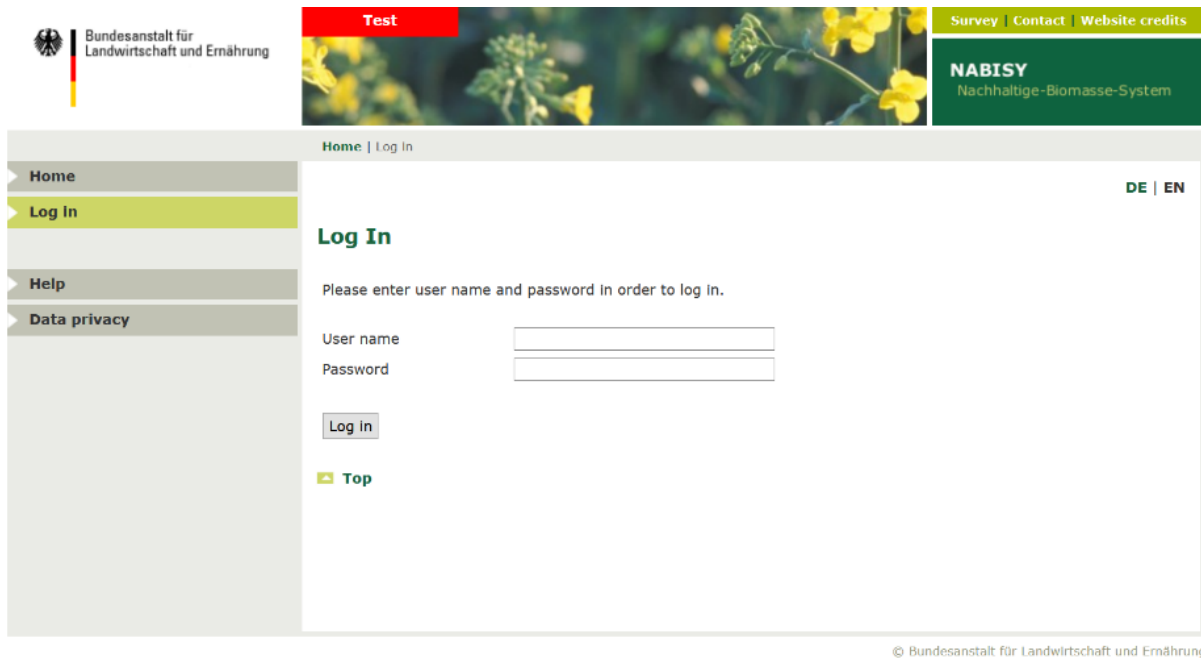
Please enter the following data in the e-mail:

- your name (in function e-mail addresses the name can be omitted) and
- your company.

If you wish to be taken out of the mailing list, please send a blank e-mail with the subject “Unsubscribe Nabisy Mail“ to nabisy@ble.de. The sending e-mail address will be deleted with all data from our mailing list.

2 Log-in to Nabisy

2.1 Initial log-in and log-in



Bundesanstalt für
Landwirtschaft und Ernährung

[Survey](#) | [Contact](#) | [Website credits](#)

NABISY
Nachhaltige-Biomasse-System

Home | Log In

[Home](#)
[Log In](#)
[Help](#)
[Data privacy](#)

Log In

Please enter user name and password in order to log in.

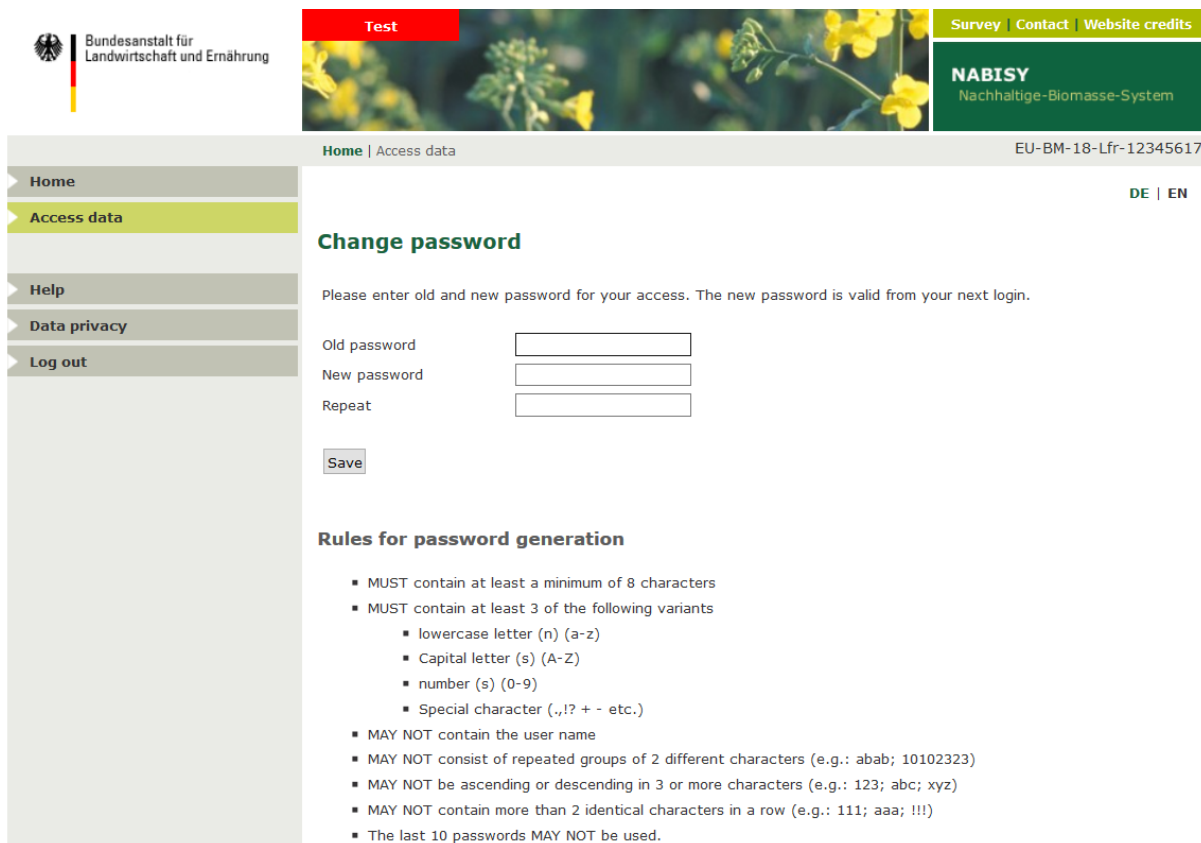
User name
 Password

[Top](#)

DE | EN

© Bundesanstalt für Landwirtschaft und Ernährung

Please enter your user name and password. You have received these from the BLE by mail.



Bundesanstalt für
Landwirtschaft und Ernährung

[Survey](#) | [Contact](#) | [Website credits](#)

NABISY
Nachhaltige-Biomasse-System

Home | Access data

[Home](#)
[Access data](#)
[Help](#)
[Data privacy](#)
[Log out](#)

Change password

Please enter old and new password for your access. The new password is valid from your next login.

Old password
 New password
 Repeat

Rules for password generation

- MUST contain at least a minimum of 8 characters
- MUST contain at least 3 of the following variants
 - lowercase letter (n) (a-z)
 - Capital letter (s) (A-Z)
 - number (s) (0-9)
 - Special character (.,!/? + - etc.)
- MAY NOT contain the user name
- MAY NOT consist of repeated groups of 2 different characters (e.g.: abab; 10102323)
- MAY NOT be ascending or descending in 3 or more characters (e.g.: 123; abc; xyz)
- MAY NOT contain more than 2 identical characters in a row (e.g.: 111; aaa; !!!)
- The last 10 passwords MAY NOT be used.

EU-BM-18-Lfr-12345617

DE | EN

With the first login in Nabisy you are automatically requested to change the password. You cannot continue in Nabisy without assignment of a new password.



Please keep the log-in data sent by the BLE also after the change in a place not accessible for third parties, since the BLE can reset your password if necessary on the originally communicated (⇒ 2.3 You have forgotten your password).

The password rules are explained in the chapter 4 Access data [Password].

If you don't have access to Nabisy so far, please contact your certification system / voluntary system (system). They provide the application form you need.

Please return the completed and signed form to your system. The system shall forward your application and some additional information to the BLE. As soon as all required information is available, will send you your username and password by post. For security reasons we send two separate letters on two consecutive working days.

2.2 Blocking of the access after repeated wrong input of the password

If you enter a password five times wrongly, your personal access gets blocked automatically. Nabisy will inform you about this. In such a case, please contact nabisy@ble.de with the following information to have the account unlocked again:

- your name,
- the participant ID of the company under which you wanted to log-in (e.g. EU-BM-99-SSSt-1234678 or EU-BM-88-Lfr-87654321) and
- the information whether you still know your last assigned password.

We can then unlock your access so that you can reuse your last assigned password.

2.3 You have forgotten your password

In such a case, please contact us at nabisy@ble.de with the following information

- your name
- the participant ID of the company under which you wanted to log in (e.g. EU-BM-99-SSSt-1234678 or EU-BM-88-Lfr-87654321) and
- the information whether you still know the password assigned by the BLE.

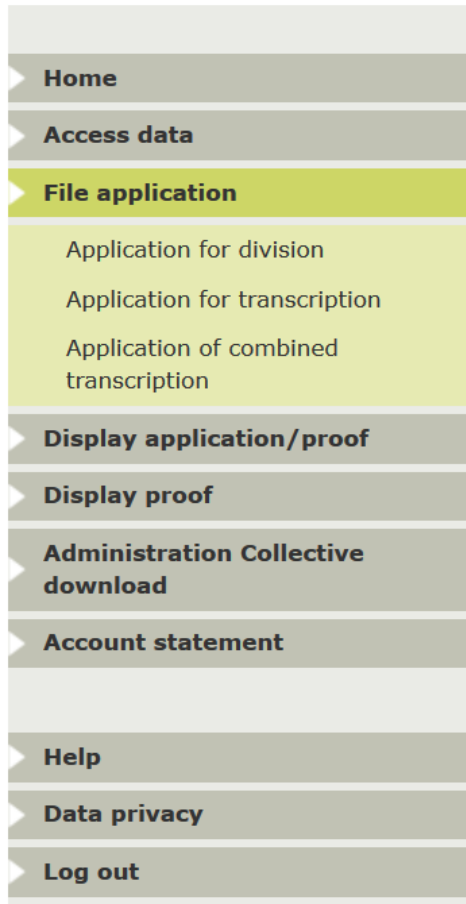
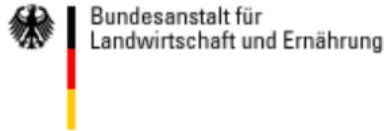
We can then reset your password to the one assigned by the BLE.

If you do not have the letter with the initial password any longer, the BLE will assign you a new password and send it to you by post.

With the first login to Nabisy after the password reset you are automatically requested to change the password. You cannot continue in Nabisy without assigning a new password (one-time password).



3 Main Menu



In **Access data** you can change your password.

In **File application** you can divide or transcribe individual proofs and initiate a combined transcription up to 30 proofs.

In **Display application /proof** you can view and / or download an already sent partial proof of sustainability.

In **Display proof** you can view and download individual proofs that are currently on your account.

In **Administration Collective download** you can compile and download a zip-file containing all proofs generated in a previously application.

In **Account statement** all transactions of the chosen quarter of a year as well as a list with currently available proofs can be downloaded.

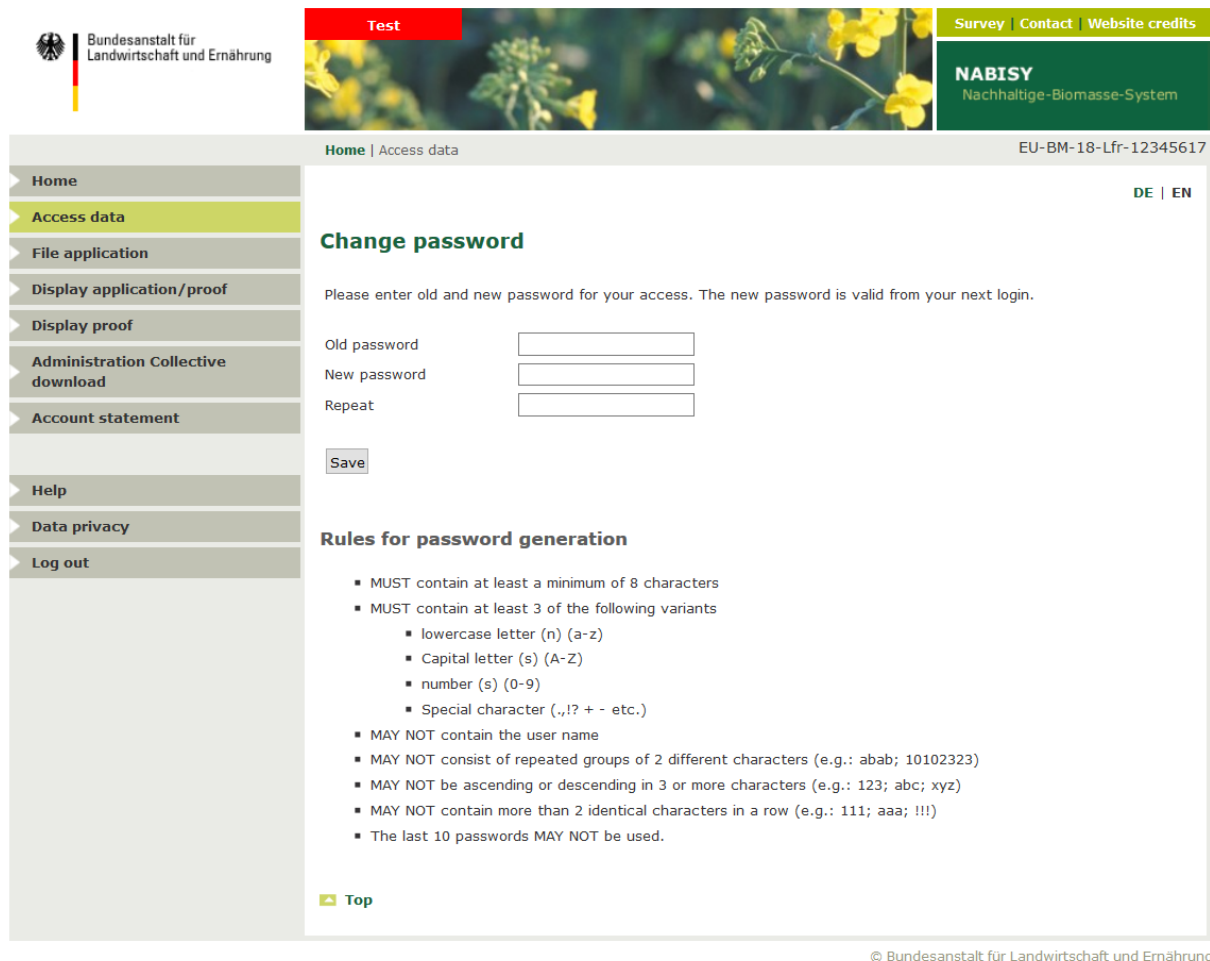
With **Help** you will be directed to our website "Information regarding Nabisy". You will find here not only this manual, but e.g. the list of biomass types, the FAQ and the information letters.

Data privacy is containing the privacy policy for Nabisy.

Log out will log you out of the program.

4 Access data [Password]

4.1 Change Password



Home | Access data EU-BM-18-Lfr-12345617

Home | Access data DE | EN

Change password

Please enter old and new password for your access. The new password is valid from your next login.

Old password
 New password
 Repeat

Rules for password generation

- MUST contain at least a minimum of 8 characters
- MUST contain at least 3 of the following variants
 - lowercase letter (n) (a-z)
 - Capital letter (s) (A-Z)
 - number (s) (0-9)
 - Special character (.,! ? + - etc.)
- MAY NOT contain the user name
- MAY NOT consist of repeated groups of 2 different characters (e.g.: abab; 10102323)
- MAY NOT be ascending or descending in 3 or more characters (e.g.: 123; abc; xyz)
- MAY NOT contain more than 2 identical characters in a row (e.g.: 111; aaa; !!!)
- The last 10 passwords MAY NOT be used.

[Top](#)

© Bundesanstalt für Landwirtschaft und Ernährung

You can change your password at any time in the Access data menu.

Please keep the login data sent to you by BLE by mail in a place not accessible to third parties.

If you have forgotten your password or if access has been blocked after entering the wrong password several times, please contact the BLE with the requested data. (⇒ 2 Log-in to Nabisy)



4.2 Password rules

For all users the following password rules apply in Nabisy:

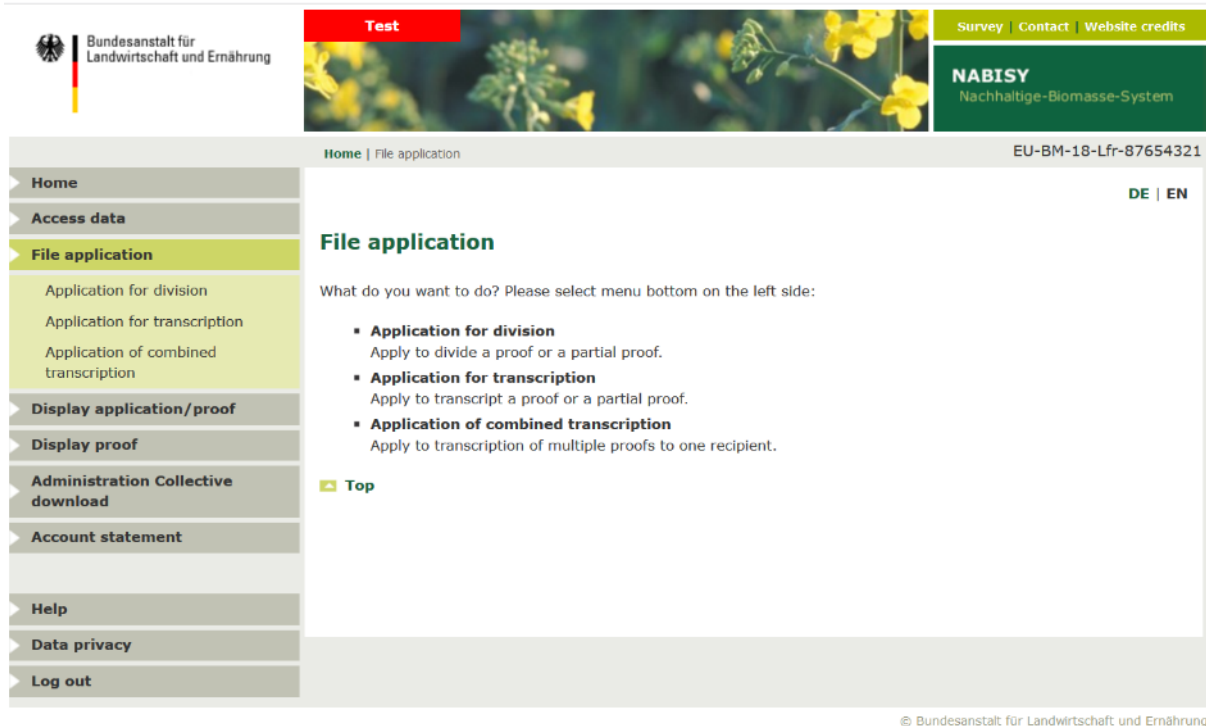
The password

- MUST contain at least a minimum of 8 characters
- MUST contain at least 3 of the following variants
 - lowercase letter(n) (a-z)
 - Capital letter(s) (A-Z)
 - number(s) (0-9)
 - Special character (.,!? + - etc.)
- MAY NOT contain the user name
- MAY NOT consist of repeated groups of 2 different characters (e.g.: abab; 10102323)
- MAY NOT be ascending or descending in 3 or more characters (e.g.: 123; abc; xyz)
- MAY NOT contain more than 2 identical characters in a row (e.g.: 111; aaa; !!!)

The last 10 passwords MAY NOT be used.

If your password contradicts the password rules, you receive an appropriate error message. Likewise you are informed by Nabisy whether you had already used the password and it is therefore inadmissible.

5 File Application



Home | File application EU-BM-18-Lfr-87654321

File application DE | EN

What do you want to do? Please select menu bottom on the left side:

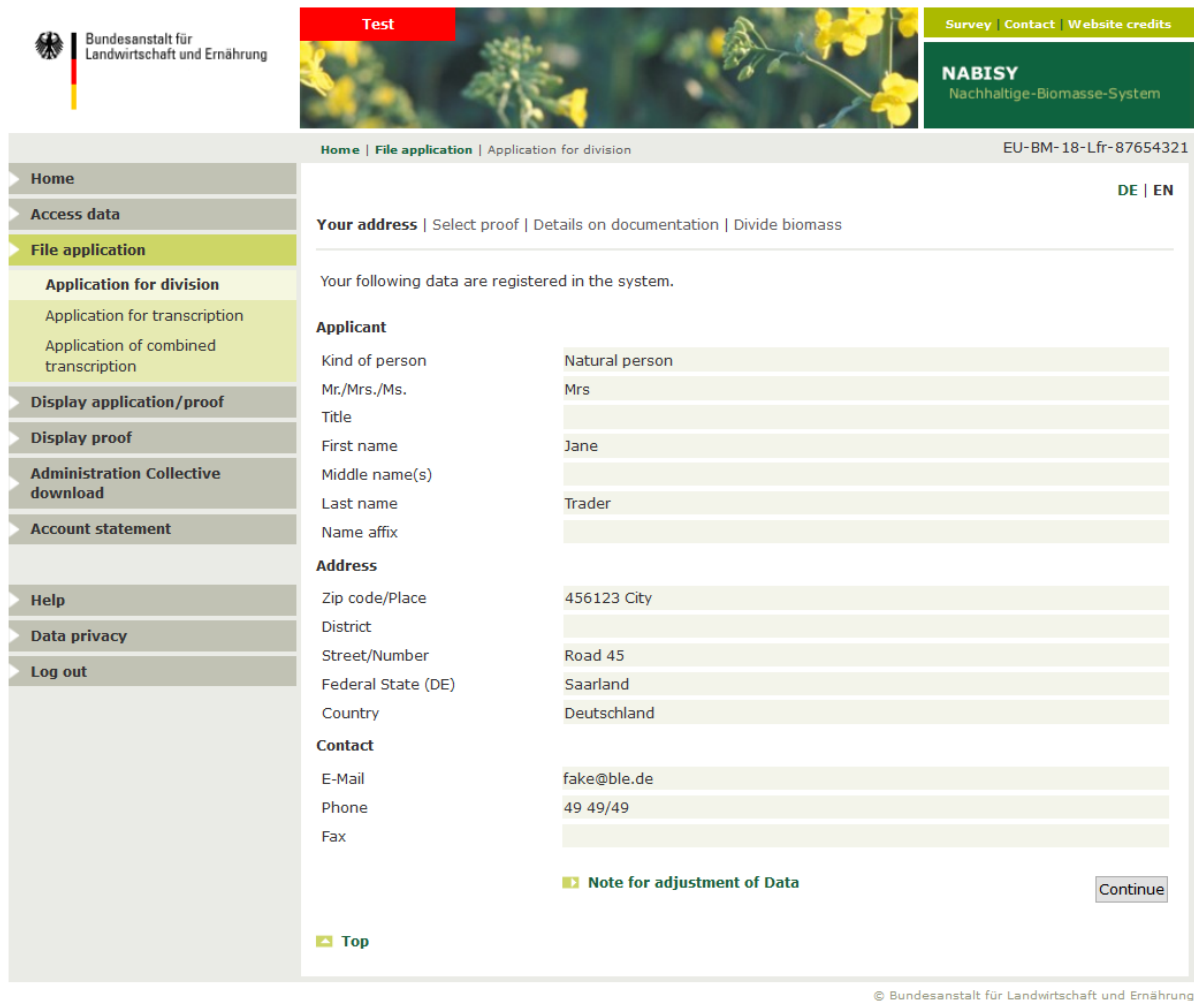
- **Application for division**
Apply to divide a proof or a partial proof.
- **Application for transcription**
Apply to transcribe a proof or a partial proof.
- **Application of combined transcription**
Apply to transcription of multiple proofs to one recipient.

[Top](#)

© Bundesanstalt für Landwirtschaft und Ernährung

You have to select, if you want to file an **Application for division** of a POS, if you want to file an **Application for transcription** of a POS or an **Application for combined transcription** of several POSes.

5.1 Application for division



The screenshot shows the NABISY web application interface. At the top, there is a navigation bar with 'Test' in a red box, 'Survey', 'Contact', and 'Website credits'. Below this is a header with the NABISY logo and 'Nachhaltige-Biomasse-System'. The main content area is titled 'Application for division' and shows a list of registered data. The data is organized into sections: Applicant, Address, and Contact. Each section contains a list of fields with their corresponding values. A 'Continue' button is visible at the bottom right of the data list.

Section	Field	Value
Applicant	Kind of person	Natural person
	Mr./Mrs./Ms.	Mrs
	Title	
	First name	Jane
	Middle name(s)	
	Last name	Trader
Address	Name affix	
	Zip code/Place	456123 City
	District	
	Street/Number	Road 45
	Federal State (DE)	Saarland
Contact	Country	Deutschland
	E-Mail	fake@ble.de
	Phone	49 49/49
	Fax	

Note for adjustment of Data Continue

[Top](#)

© Bundesanstalt für Landwirtschaft und Ernährung

At first you are shown your core data. If there are any mistakes or changings, please contact your certification system / voluntary scheme. They shall correct your data and will forward us a correction of your data as well.

With Continue you can file the application.

5.1.1 Select Proof

The screenshot shows the 'Select proof' page in the NABISY application. The page has a navigation menu on the left with options like 'Home', 'Access data', 'File application', 'Application for division', 'Application for transcription', 'Application of combined transcription', 'Display application/proof', 'Display proof', 'Administration Collective download', 'Account statement', 'Help', 'Data privacy', and 'Log out'. The main content area is titled 'Select proof' and contains a form with a 'Proof number' dropdown menu. The dropdown menu is open, showing a list of proof numbers: '856043', 'EU-BM-18-199-3019-8560430', 'EU-BM-18-199-3019-8560431', 'EU-BM-18-199-3019-8560432', 'EU-BM-18-199-3019-8560433', 'EU-BM-18-199-3019-8560434', 'EU-BM-18-199-3019-8560435', 'EU-BM-18-199-3019-8560436', 'EU-BM-18-199-3019-8560437', 'EU-BM-18-199-3019-8560438', and 'EU-BM-18-199-3019-8560439'. A 'Select' button is visible next to the dropdown. Below the dropdown, there are several input fields for 'Amount', 'Document link', 'Energy content', 'Type of biomass', 'Unassigned Countries of Cultivation', 'Greenhouse gas savings', and 'Origin'.

Here you select the proof that should be the subject of your application for division.

Using the drop-down box ▼, you will see the list of all available POS. Select the desired POS number and click **Select** to display the POS content.

You also have the option of entering the POS number completely or parts of it in the selection field. The whole number leads directly after selection to the proof. If you enter a string, you will see all the selections for this string. You must **Select** the desired proof from this.



Home | File application | Application for division EU-BM-18-Lfr-87654321

DE | EN

Your address | **Select proof** | Details on documentation | Divide biomass

Please select a proof or a partial proof to be divided and confirm afterwards the declaration.

Proof number

Amount

Proof number: EU-BM-18-199-3019-8560060
 Document link:
 Amount: 20.1 m³
 Energy content: 663,300 MJ

Proportion

Code / Short Term	Attribut Annex IX**	Proportion of Biomass	Country of cultivation	ILUCg CO2eq/MJ
38260010-200125-01 / UCOME_w-scvvegfat-01	:	100%	DK	n. relev.

Type of biomass: Unassigned Countries of Cultivation

Greenhouse gas emissions: 9.9 g CO2eq/MJ
 Greenhouse gas emissions incl. mean value estim. ILUC: 9.9 g CO2eq/MJ
 Usage of total default values regarding Annex V: No

Formula with the emission values in the conversion stages

Emissions: $E = e_{ec} + e_l^{**} + e_p + e_{td} + e_u - e_{sca} - e_{ccs} - e_{ccr} - e_{ee}$
 E = + + 7.4 + 2.5 + 0 - - - -

** el includes the bonus

GHG – reduction when used: 88.2 % as biofuel [83.8 (g CO2eq/MJ)]
 89.1 % as power generation [91 (g CO2eq/MJ)]
 87.1 % for heat generation [77 (g CO2eq/MJ)]
 88.4 % for combined heat / power generation [85 (g CO2eq/MJ)]

Possible application in: Weltweit

Initial operating of the installation after 05. october 2015: No

Origin

From an installation which has been in operation before 23 January 2008: No
 Last supplier:
 Documentation of the supplier:

Declaration about mass balance calculation

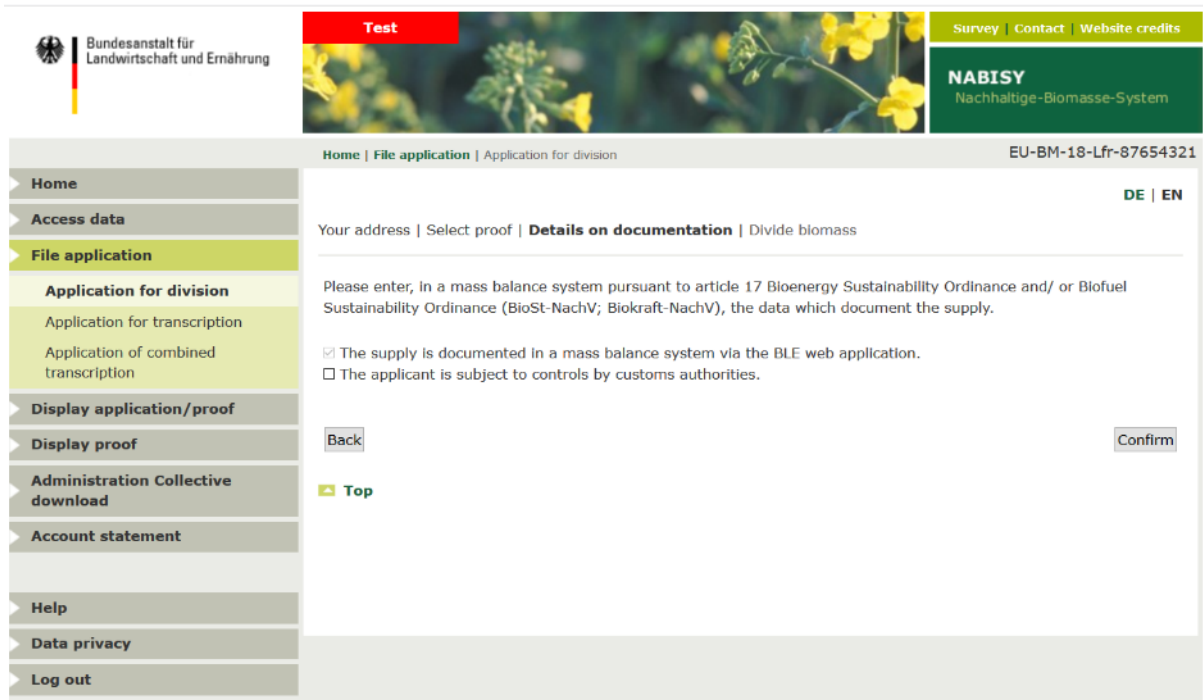
The biomass meets the requirements for traceability of the produced product in a mass balance system.

Yes

[Top](#)

Nabisy now shows you a summary of the chosen POS. You have to tick the declaration of the mass balance calculation and get forward with **Confirm**.

5.1.2 Details on documentation



The screenshot shows the NABISY web application interface. The header includes the logo of the Bundesanstalt für Landwirtschaft und Ernährung, a 'Test' button, and links for 'Survey', 'Contact', and 'Website credits'. The main content area is titled 'Details on documentation' and contains the following text:

Home | File application | Application for division EU-BM-18-Lfr-87654321

Your address | Select proof | **Details on documentation** | Divide biomass DE | EN

Please enter, in a mass balance system pursuant to article 17 Bioenergy Sustainability Ordinance and/ or Biofuel Sustainability Ordinance (BioSt-NachV; Biokraft-NachV), the data which document the supply.

The supply is documented in a mass balance system via the BLE web application.
 The applicant is subject to controls by customs authorities.

[Back](#) [Confirm](#)

[Top](#)

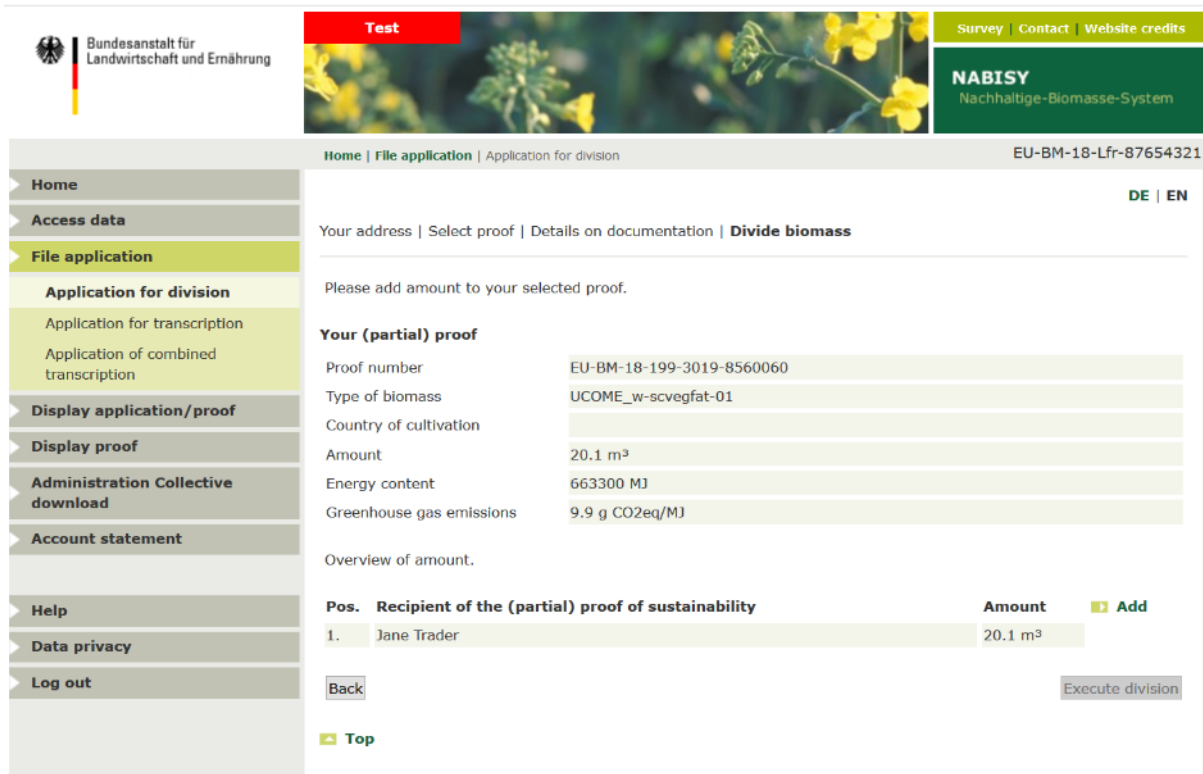
The left navigation menu includes: Home, Access data, File application (selected), Application for division, Application for transcription, Application of combined transcription, Display application/proof, Display proof, Administration Collective download, Account statement, Help, Data privacy, and Log out.

Here you indicate how you document your mass balance.

- If you are a participant of a certification system / voluntary scheme you do not have to specify anything else.
- However, if you have access to Nabisy because you are subject to German customs service, you must also submit the second statement.

Continue with [Confirm](#).

5.1.3 Divide biomass



The screenshot shows the NABISY web application interface. At the top left is the logo of the Bundesanstalt für Landwirtschaft und Ernährung. The main header includes a 'Test' button, a 'Survey | Contact | Website credits' link, and the NABISY logo with the tagline 'Nachhaltige-Biomasse-System'. The breadcrumb trail reads: Home | File application | Application for division. The user ID is EU-BM-18-Lfr-87654321. The language is set to DE | EN.

The left sidebar contains a navigation menu with the following items: Home, Access data, File application (highlighted), Application for division, Application for transcription, Application of combined transcription, Display application/proof, Display proof, Administration Collective download, Account statement, Help, Data privacy, and Log out.

The main content area shows the 'Divide biomass' page. It starts with the text 'Please add amount to your selected proof.' Below this is a section titled 'Your (partial) proof' with the following details:

Proof number	EU-BM-18-199-3019-8560060
Type of biomass	UCOME_w-scvegfat-01
Country of cultivation	
Amount	20.1 m ³
Energy content	663300 MJ
Greenhouse gas emissions	9.9 g CO ₂ eq/MJ

Below the table is an 'Overview of amount.' section with a table:

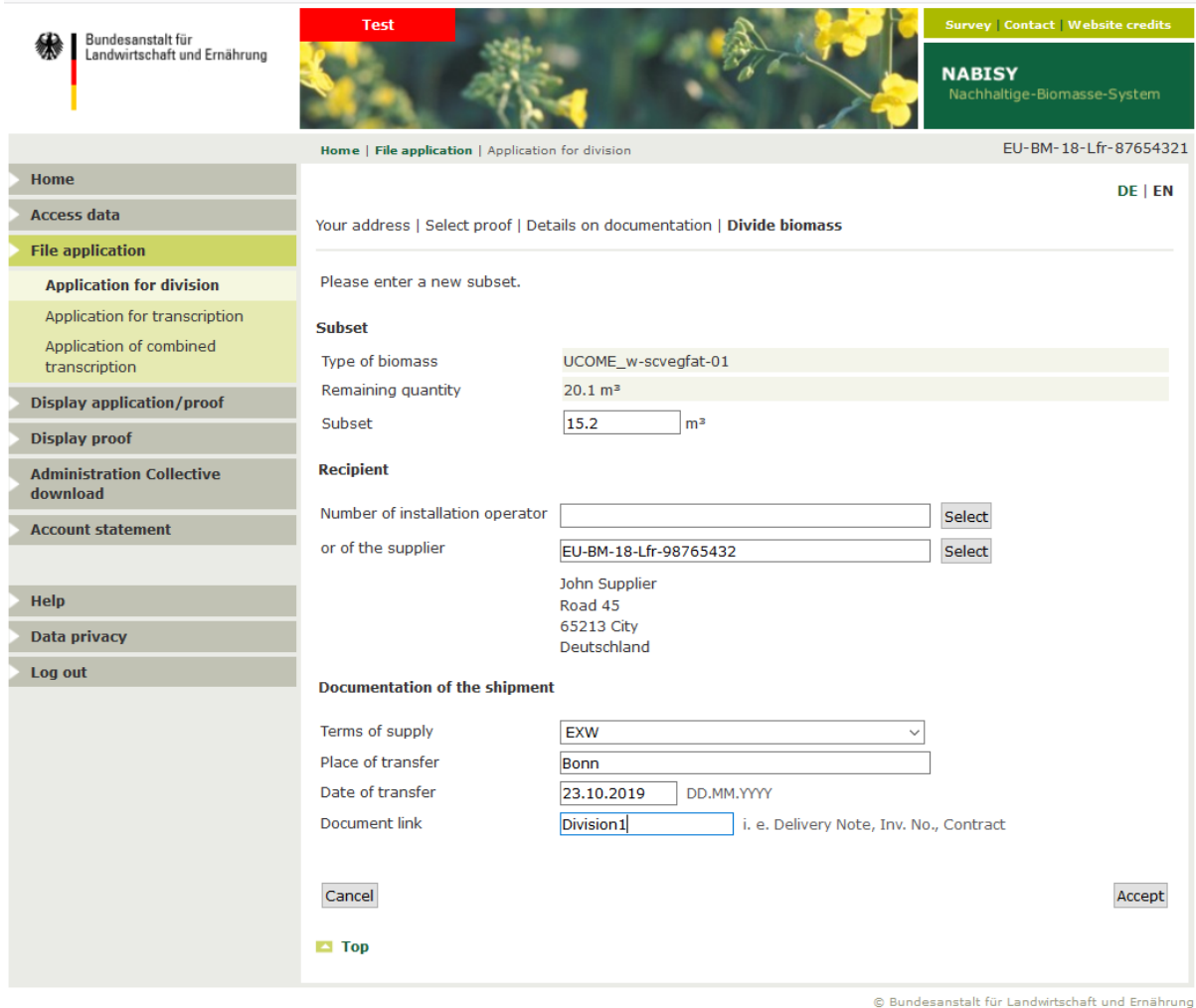
Pos.	Recipient of the (partial) proof of sustainability	Amount	<input type="checkbox"/> Add
1.	Jane Trader	20.1 m ³	<input type="checkbox"/>

At the bottom of the main content area, there are 'Back' and 'Execute division' buttons, and a 'Top' link.

You are shown some information regarding your POS and you can see in the overview which recipient will get which amount of biofuel / bioliquid.

The remaining amount you will receive on your account with a new POS.

Click **Add** to choose a further recipient.



Home | File application | Application for division EU-BM-18-Lfr-87654321

DE | EN

Your address | Select proof | Details on documentation | **Divide biomass**

Please enter a new subset.

Subset

Type of biomass

Remaining quantity

Subset m³

Recipient

Number of installation operator

or of the supplier

John Supplier
Road 45
65213 City
Deutschland

Documentation of the shipment

Terms of supply

Place of transfer

Date of transfer DD.MM.YYYY

Document link i. e. Delivery Note, Inv. No., Contract

[Top](#)

© Bundesanstalt für Landwirtschaft und Ernährung

On this interface, information about the quantity, the recipient and the documentation of the delivery have to be made.

The unit of measurement is taken from the initial proof and can not be changed. Bioliq-uids or biofuels are to be measured in cubic meters at 15° C. Gaseous biofuel shall be expressed in kilowatt hours.

For the recipient, a distinction must be made between plant operators and suppliers. The plant operator ID generally begins with the prefix DE-B-BLE-BM-AnlB-, followed by an eight-digit sequence.

A supplier-ID includes the indication of the used system (e.g., EU-BM-18) followed by an individual alphanumeric string.

Press **Select** next to the corresponding line to see the name and address of the recipient. You can then check whether you have selected the right recipient.

Enter then the documentation of the shipment. The terms of supply correspond to the Incoterms 2010. Place and date of transfer must be entered in accordance with the Incoterms concerned.

In Document link you may enter an information, which makes it easier to you and your customer to assign the POS to a specific delivery, a contract, delivery note, invoice number etc.

The entry may be up to 15 characters long.

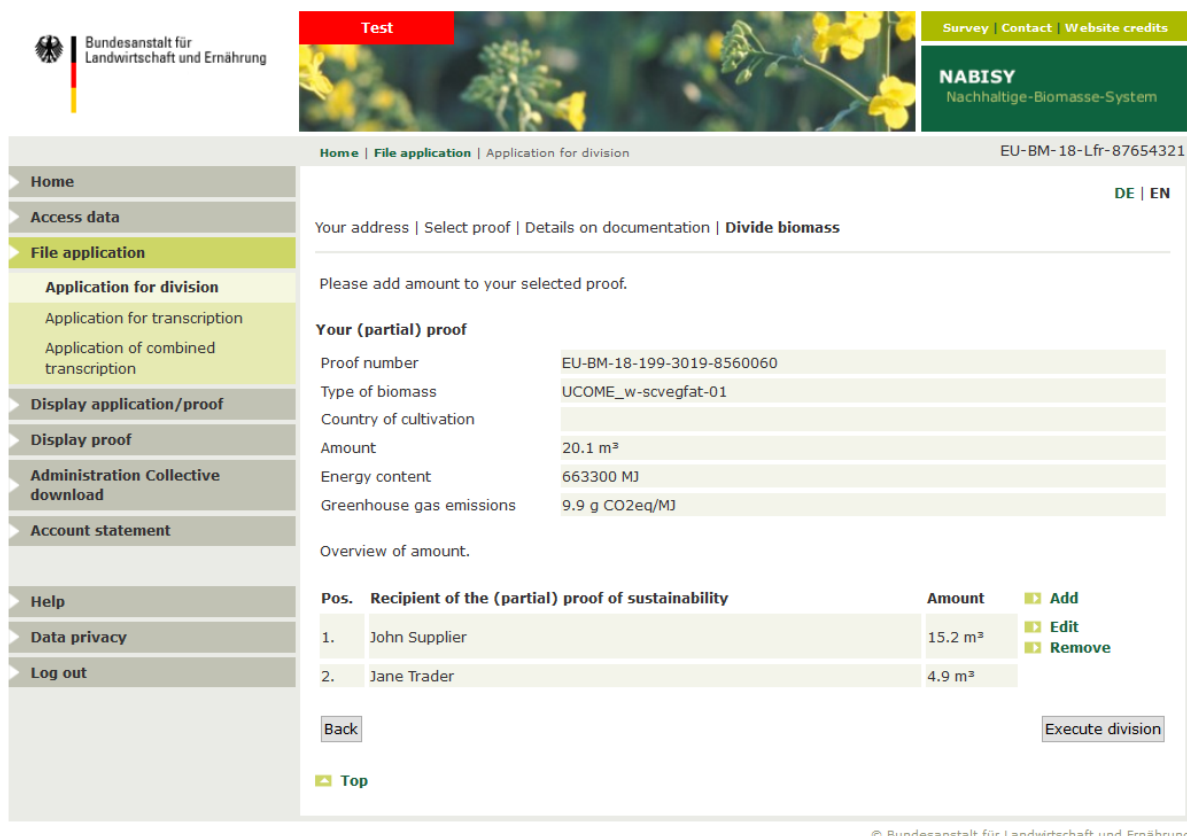
The following characters are allowed:

- A-Z
- a-z
- 0-9
- ;,.-:;/

Not allowed are umlauts, spaces or special characters, except those mentioned above.

The document link is only valid for one specific transaction.

Continue with [Accept](#).



The screenshot shows the NABISY web application interface. The header includes the logo of the Bundesanstalt für Landwirtschaft und Ernährung, a 'Test' button, and navigation links for 'Survey', 'Contact', and 'Website credits'. The main content area is titled 'Application for division' and displays the following information:

Home | **File application** | Application for division EU-BM-18-Lfr-87654321

DE | EN

Your address | Select proof | Details on documentation | [Divide biomass](#)

Please add amount to your selected proof.

Your (partial) proof

Proof number	EU-BM-18-199-3019-8560060
Type of biomass	UCOME_w-scvegfat-01
Country of cultivation	
Amount	20.1 m ³
Energy content	663300 MJ
Greenhouse gas emissions	9.9 g CO ₂ eq/MJ

Overview of amount.

Pos.	Recipient of the (partial) proof of sustainability	Amount	Add
1.	John Supplier	15.2 m ³	Edit Remove
2.	Jane Trader	4.9 m ³	

[Back](#) [Execute division](#)

[Top](#)

© Bundesanstalt für Landwirtschaft und Ernährung

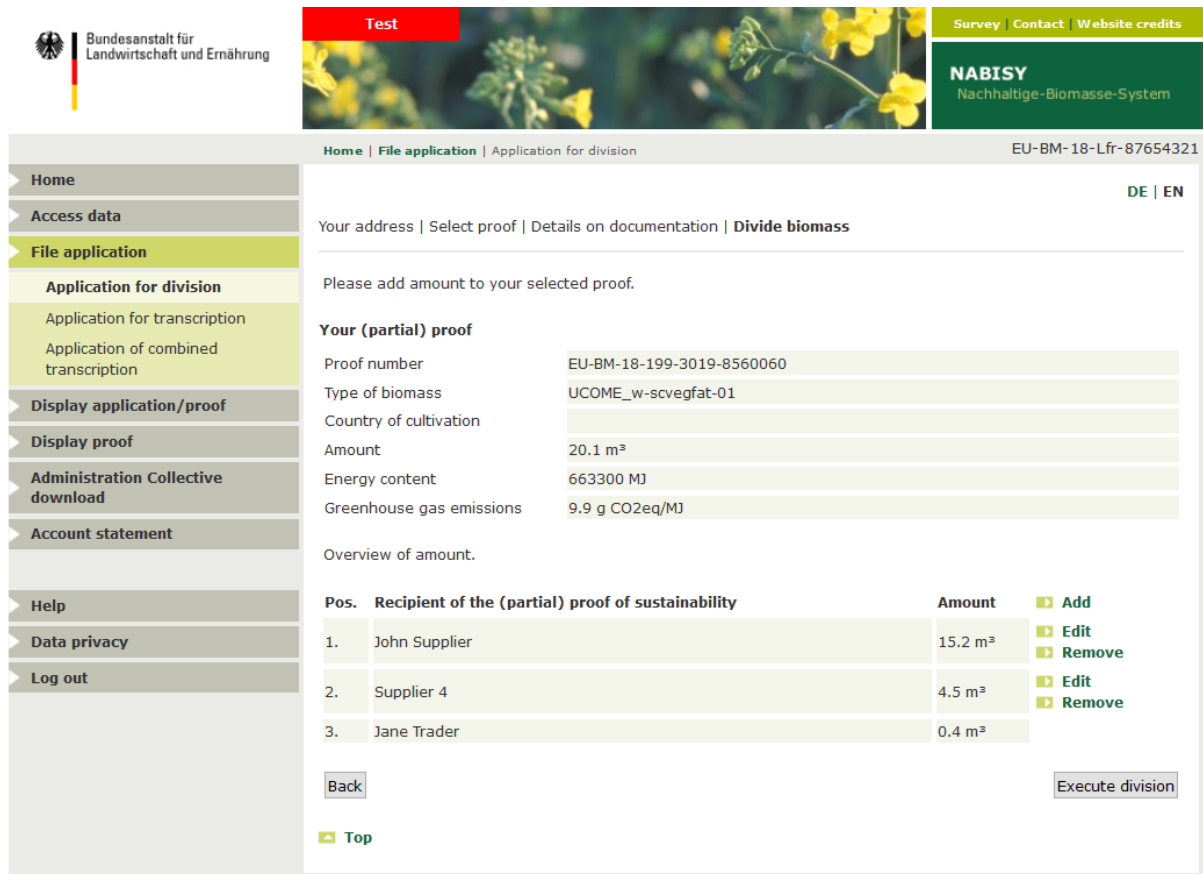
You are shown some information regarding your POS and you can see in the overview which recipient will get which amount of biofuel / bioliquid.

The remaining amount you will receive on your account with a new POS.

Click [Add](#) to choose a further recipient or [Execute division](#) in order to finish the division and to continue.

The screenshot shows the NABISY web application interface. At the top left is the logo of the Bundesanstalt für Landwirtschaft und Ernährung. The main header includes a 'Test' button and navigation links for 'Survey', 'Contact', and 'Website credits'. The NABISY logo and 'Nachhaltige-Biomasse-System' are also present. The breadcrumb trail reads 'Home | File application | Application for division' with the ID 'EU-BM-18-Lfr-87654321' on the right. A sidebar on the left contains navigation options: Home, Access data, File application (highlighted), Application for division (sub-menu), Display application/proof, Display proof, Administration Collective download, Account statement, Help, Data privacy, and Log out. The main content area is titled 'Your address | Select proof | Details on documentation | Divide biomass'. It prompts the user to 'Please enter a new subset.' and shows the following details: **Subset** (Type of biomass: UCOME_w-scvegfat-01, Remaining quantity: 4.9 m³, Subset: 4.5 m³), **Recipient** (Number of installation operator: [input], or of the supplier: EU-BM-18-Lfr-12345613, Supplier 4, Street 25, 54321 City, Vereinigte Staaten von Amerika), and **Documentation of the shipment** (Terms of supply: EXW, Place of transfer: Bonn, Date of transfer: 23.10.2019, Document link: Delivery10/19). 'Cancel' and 'Accept' buttons are at the bottom, along with a 'Top' link. The footer contains the copyright notice '© Bundesanstalt für Landwirtschaft und Ernährung'.

Repeat the steps to split the proof to additional recipients.



The screenshot shows the NABISY web application interface. At the top, there is a navigation bar with a 'Test' button and links for 'Survey', 'Contact', and 'Website credits'. The main header includes the NABISY logo and the text 'Nachhaltige-Biomasse-System'. Below the header, there is a breadcrumb trail: 'Home | File application | Application for division' and a user ID 'EU-BM-18-Lfr-87654321'. A language selector 'DE | EN' is also present.

The left sidebar contains a menu with the following items: Home, Access data, File application (highlighted), Application for division, Application for transcription, Application of combined transcription, Display application/proof, Display proof, Administration Collective download, Account statement, Help, Data privacy, and Log out.

The main content area displays the 'File application' page. It includes a message: 'Please add amount to your selected proof.' Below this, there is a section titled 'Your (partial) proof' with a table of details:

Proof number	EU-BM-18-199-3019-8560060
Type of biomass	UCOME_w-scvegfat-01
Country of cultivation	
Amount	20.1 m ³
Energy content	663300 MJ
Greenhouse gas emissions	9.9 g CO ₂ eq/MJ

Below the table, there is an 'Overview of amount.' section with a table listing recipients of the (partial) proof of sustainability:

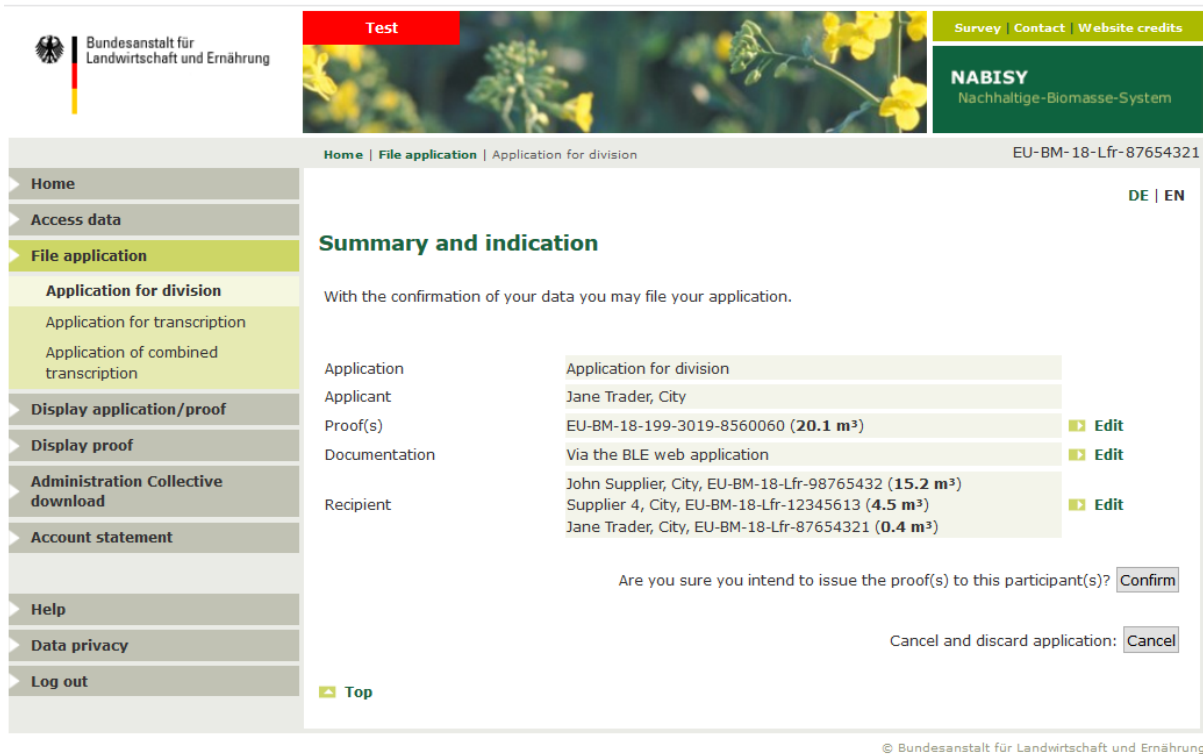
Pos.	Recipient of the (partial) proof of sustainability	Amount	
1.	John Supplier	15.2 m ³	Add Edit Remove
2.	Supplier 4	4.5 m ³	Add Edit Remove
3.	Jane Trader	0.4 m ³	

At the bottom of the main content area, there are 'Back' and 'Execute division' buttons, and a 'Top' link.

© Bundesanstalt für Landwirtschaft und Ernährung

Once you have entered all the subsets you need, complete the division with **Execute division**.

5.1.4 Summary



The screenshot shows the NABISY web application interface. The header includes the logo of the Bundesanstalt für Landwirtschaft und Ernährung, a 'Test' button, and navigation links for 'Survey', 'Contact', and 'Website credits'. The main content area is titled 'Summary and indication' and contains the following information:

With the confirmation of your data you may file your application.

Application	Application for division	
Applicant	Jane Trader, City	
Proof(s)	EU-BM-18-199-3019-8560060 (20.1 m ³)	Edit
Documentation	Via the BLE web application	Edit
Recipient	John Supplier, City, EU-BM-18-Lfr-98765432 (15.2 m ³)	Edit
	Supplier 4, City, EU-BM-18-Lfr-12345613 (4.5 m ³)	
	Jane Trader, City, EU-BM-18-Lfr-87654321 (0.4 m ³)	

Are you sure you intend to issue the proof(s) to this participant(s)? [Confirm](#)

Cancel and discard application: [Cancel](#)

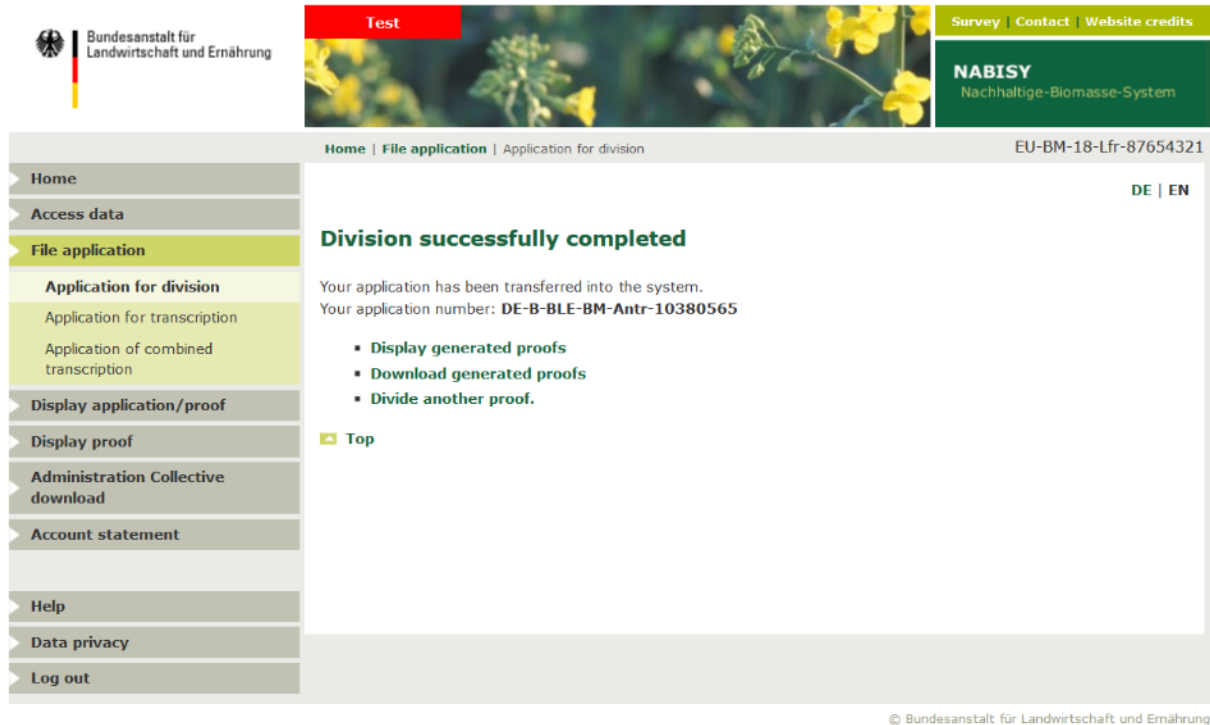
© Bundesanstalt für Landwirtschaft und Ernährung

This is a summary of your file application. You should have a closer look if you entered the right information. You still can [Edit](#) all the specifications you made.

If your specifications are correct you can [Confirm](#) the application.

There is also the possibility to [Cancel](#) the whole application if needed.

5.1.5 Confirmation and application number



The screenshot shows the NABISY web application interface. At the top left is the logo of the Bundesanstalt für Landwirtschaft und Ernährung. The main header area includes a 'Test' button, a 'Survey | Contact | Website credits' link, and the NABISY logo with the tagline 'Nachhaltige-Biomasse-System'. The breadcrumb trail reads 'Home | File application | Application for division' and the user ID 'EU-BM-18-Lfr-87654321' is displayed. A left-hand navigation menu lists various options, with 'File application' and 'Application for division' highlighted. The main content area displays a green confirmation message: 'Division successfully completed'. Below this, it states 'Your application has been transferred into the system.' and 'Your application number: DE-B-BLE-BM-Antr-10380565'. A list of actions is provided: 'Display generated proofs', 'Download generated proofs', and 'Divide another proof.'. A 'Top' button is also visible. The footer contains the copyright notice '© Bundesanstalt für Landwirtschaft und Ernährung'.

You will be shown the application number under which the application just filed was saved in Nabisy. You will need this number in order to have the created partial proofs of sustainability displayed later on and to download them as a PDF document or to download all proof of the division as a package.

The number will also be displayed in the account statement for the selected period.



5.2 Application for Transcription

Home | **File application** | Application for transcription EU-BM-18-Lfr-87654321

Home DE | EN

Access data

File application

Application for division

Application for transcription

Application of combined transcription

Display application/proof

Display proof

Administration Collective download

Account statement

Help

Data privacy

Log out

Your address | Select proof | Details on documentation | Name recipient

Your following data are registered in the system.

Applicant

Kind of person	Natural person
Mr./Mrs./Ms.	Mrs
Title	
First name	Jane
Middle name(s)	
Last name	Trader
Name affix	

Address

Zip code/Place	456123 City
District	
Street/Number	Road 45
Federal State (DE)	Saarland
Country	Deutschland

Contact

E-Mail	fake@ble.de
Phone	49 49/49
Fax	

Note for adjustment of Data **Continue**

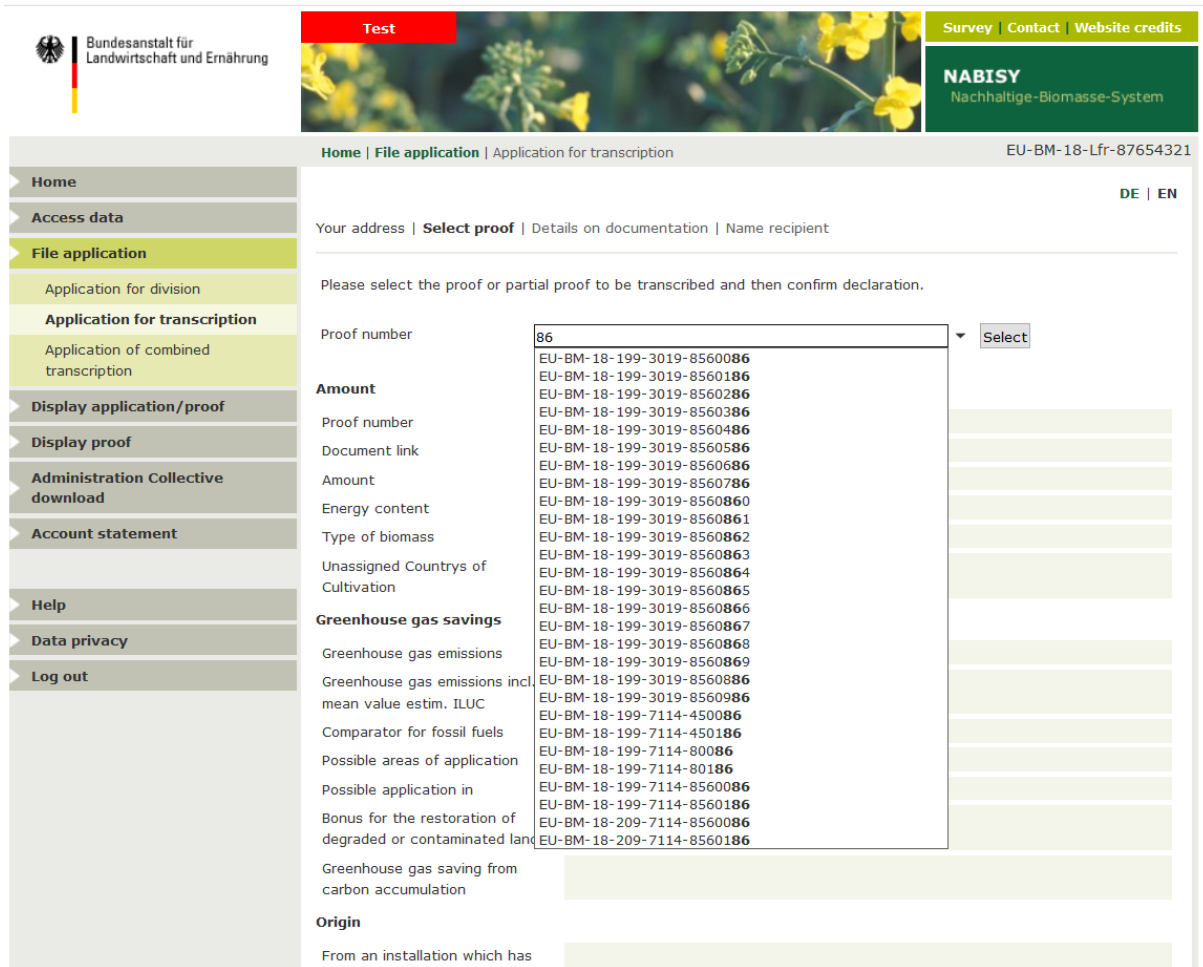
Top

© Bundesanstalt für Landwirtschaft und Ernährung

At first you are shown your core data. If there are any mistakes or changings, please contact your certification system / voluntary scheme. They shall correct your data and will forward us a correction of your data as well.

With **Continue** you can file the application.

5.2.1 Select proof



The screenshot shows the NABISY web application interface. At the top, there is a navigation bar with a 'Test' button and links for 'Survey', 'Contact', and 'Website credits'. The main header includes the logo of the Bundesanstalt für Landwirtschaft und Ernährung and the NABISY logo (Nachhaltige-Biomasse-System). Below the header, there is a breadcrumb trail: 'Home | File application | Application for transcription' and a user ID 'EU-BM-18-Lfr-87654321'. A sidebar on the left contains a menu with options like 'Home', 'Access data', 'File application', 'Application for division', 'Application for transcription', 'Application of combined transcription', 'Display application/proof', 'Display proof', 'Administration Collective download', 'Account statement', 'Help', 'Data privacy', and 'Log out'. The main content area shows a breadcrumb trail: 'Your address | Select proof | Details on documentation | Name recipient'. Below this, there is a prompt: 'Please select the proof or partial proof to be transcribed and then confirm declaration.' A form field labeled 'Proof number' contains the value '86' and a dropdown arrow. To the right of the field is a 'Select' button. A list of proof numbers is displayed below the field, each followed by a unique ID: 86 (EU-BM-18-199-3019-8560086), 186 (EU-BM-18-199-3019-8560186), 286 (EU-BM-18-199-3019-8560286), 386 (EU-BM-18-199-3019-8560386), 486 (EU-BM-18-199-3019-8560486), 586 (EU-BM-18-199-3019-8560586), 686 (EU-BM-18-199-3019-8560686), 786 (EU-BM-18-199-3019-8560786), 860 (EU-BM-18-199-3019-8560860), 861 (EU-BM-18-199-3019-8560861), 862 (EU-BM-18-199-3019-8560862), 863 (EU-BM-18-199-3019-8560863), 864 (EU-BM-18-199-3019-8560864), 865 (EU-BM-18-199-3019-8560865), 866 (EU-BM-18-199-3019-8560866), 867 (EU-BM-18-199-3019-8560867), 868 (EU-BM-18-199-3019-8560868), 869 (EU-BM-18-199-3019-8560869), 886 (EU-BM-18-199-3019-8560886), 986 (EU-BM-18-199-3019-8560986), 1186 (EU-BM-18-199-7114-450086), 186 (EU-BM-18-199-7114-450186), 8086 (EU-BM-18-199-7114-80086), 80186 (EU-BM-18-199-7114-80186), 8560086 (EU-BM-18-199-7114-8560086), 8560186 (EU-BM-18-199-7114-8560186), 8560086 (EU-BM-18-209-7114-8560086), and 8560186 (EU-BM-18-209-7114-8560186). Below the list, there are input fields for 'Amount', 'Energy content', 'Type of biomass', 'Unassigned Countries of Cultivation', 'Greenhouse gas savings', 'Greenhouse gas emissions incl mean value estim. ILUC', 'Comparator for fossil fuels', 'Possible areas of application', 'Possible application in', 'Bonus for the restoration of degraded or contaminated land', 'Greenhouse gas saving from carbon accumulation', and 'Origin'.

Here you select the proof that should be the subject of your application for transcription.

Using the drop-down box ▼, you will see the list of all available POS. Select the desired POS number and click **Select** to display the POS content.

You also have the option of entering the POS number completely or parts of it in the selection field. The whole number leads directly after selection to the proof. If you enter a string, you will see all the selections for this string. You must **Select** the desired proof from this.



- Home
- Access data
- File application
 - Application for division
 - Application for transcription
 - Application of combined transcription
- Display application/proof
- Display proof
- Administration Collective download
- Account statement
- Help
- Data privacy
- Log out

DE | EN

Your address | **Select proof** | Details on documentation | Name recipient

Please select the proof or partial proof to be transcribed and then confirm declaration.

Proof number

Amount

Proof number: EU-BM-18-199-7114-80186

Document link:

Amount: 20.1 m³

Energy content: 663,300 MJ

Proportion

Code / Short Term	Attribut Annex IX**	Proportion of Biomass	Country of cultivation	ILUCg CO2eq/MJ
38260010-200125-01 / UCOME_w-scvegfat-01	:	100%	PW	n. relev.

Unassigned Countrys of Cultivation:

Greenhouse gas emissions: 9,9 g CO2eq/MJ

Greenhouse gas emissions incl. mean value estim. ILUC: 9,9 g CO2eq/MJ

Usage of total default values regarding Annex V: No

Formula with the emission values in the conversion stages

Emissions: $E = e_{2c} + e_1^{**} + e_p + e_{td} + e_u - e_{sca} - e_{ccs} - e_{ccr} - e_{ee}$

** e1 includes the bonus

GHG – reduction when used: 88.2 % as biofuel [83.8 (g CO2eq/MJ)]
89.1 % as power generation [91 (g CO2eq/MJ)]
87.1 % for heat generation [77 (g CO2eq/MJ)]
88.4 % for combined heat / power generation [85 (g CO2eq/MJ)]

Possible application in: Weltweit

Initial operating of the installation after 05. october 2015: No

Origin

From an installation which has been in operation before 23 January 2008: No

Last supplier:

Documentation of the supplier:

Declaration about mass balance calculation

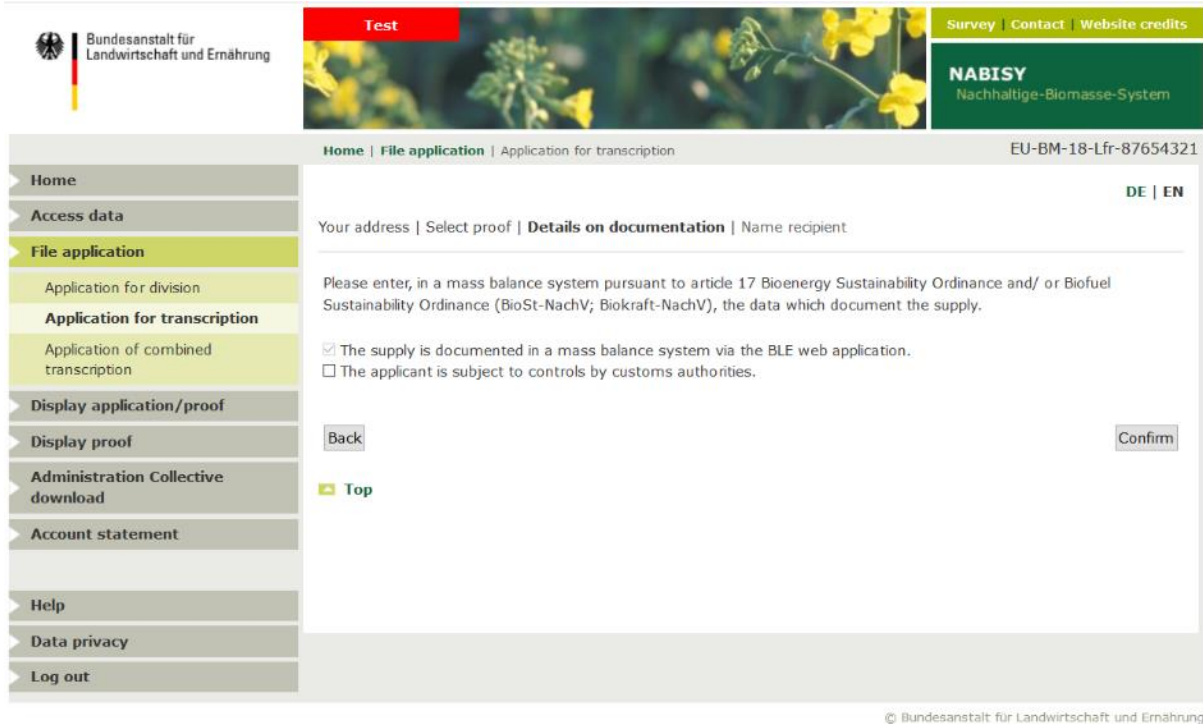
The biomass meets the requirements for traceability of the produced product in a mass balance system.

Yes

[Top](#)

Nabisy now shows you a summary of the chosen POS. You have to tick the declaration of the mass balance calculation and get forward with Confirm.

5.2.2 Details on documentation



The screenshot shows the NABISY web application interface. The header includes the logo of the Bundesanstalt für Landwirtschaft und Ernährung, a 'Test' button, and navigation links for 'Survey', 'Contact', and 'Website credits'. The main content area is titled 'Details on documentation' and contains the following text:

Please enter, in a mass balance system pursuant to article 17 Bioenergy Sustainability Ordinance and/ or Biofuel Sustainability Ordinance (BioSt-NachV; Biokraft-NachV), the data which document the supply.

The supply is documented in a mass balance system via the BLE web application.
 The applicant is subject to controls by customs authorities.

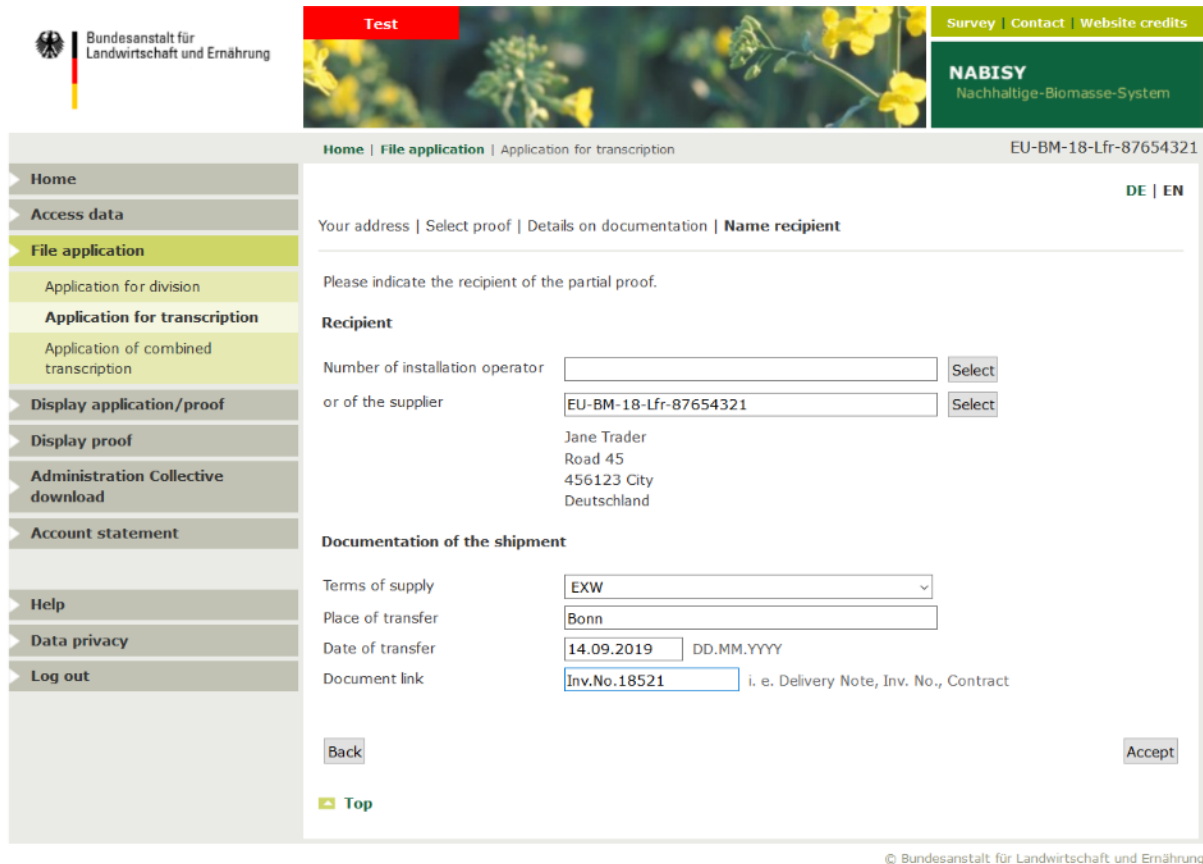
Buttons for 'Back' and 'Confirm' are visible. A 'Top' link is also present.

Here you indicate how you document your mass balance.

- If you are a participant of a certification system / voluntary scheme you do not have to specify anything else.
- However, if you have access to Nabisy because you are subject to German customs service, you must also submit the second statement.

Continue with [Confirm](#).

5.2.3 Name recipient



The screenshot shows the NABISY web interface for the 'Name recipient' step. The page title is 'Application for transcription' with the ID 'EU-BM-18-Lfr-87654321'. The breadcrumb trail is 'Home | File application | Application for transcription | Name recipient'. The left sidebar contains navigation options: Home, Access data, File application (selected), Application for division, Application for transcription (selected), Application of combined transcription, Display application/proof, Display proof, Administration Collective download, Account statement, Help, Data privacy, and Log out. The main content area is titled 'Name recipient' and contains the following fields:

- Recipient:**
 - Please indicate the recipient of the partial proof.
 - Recipient:**
 - Number of installation operator:
 - or of the supplier:
 - Jane Trader
Road 45
456123 City
Deutschland
- Documentation of the shipment:**
 - Terms of supply:
 - Place of transfer:
 - Date of transfer: DD.MM.YYYY
 - Document link: i. e. Delivery Note, Inv. No., Contract

Buttons for 'Back' and 'Accept' are located at the bottom of the form. A 'Top' link is also present. The footer of the page reads '© Bundesanstalt für Landwirtschaft und Ernährung'.

On this interface, information about the recipient and the documentation of the delivery have to be made.

For the recipient, a distinction must be made between plant operators and suppliers. The plant operator ID generally begins with the prefix DE-B-BLE-BM-AnlB-, followed by an eight-digit sequence.

A supplier-ID includes the indication of the used system (e.g., EU-BM-18) followed by an individual alphanumeric string.

Press **Select** next to the corresponding line to see the name and address of the recipient. You can then check whether you have selected the right recipient.

Enter then the documentation of the shipment. The terms of supply correspond to the Incoterms 2010. Place and date of transfer must be entered in accordance with the Incoterms concerned.

In Document link you may enter an information, which makes it easier to you and your customer to assign the POS to a specific delivery, a contract, delivery note, invoice number etc.

The entry may be up to 15 characters long.

The following characters are allowed:

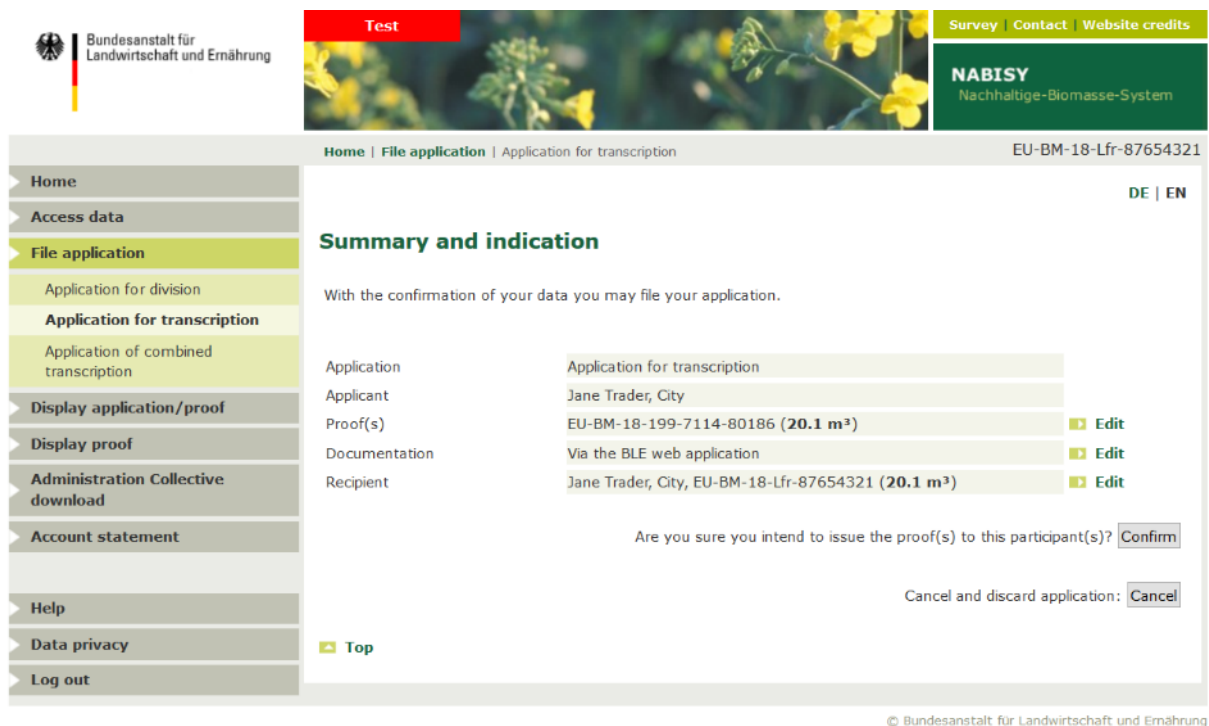
- A-Z
- a-z
- 0-9
- ;, .-: /

Not allowed are umlauts, spaces or special characters, except those mentioned above.

The document link is only valid for one specific transaction.

Continue with [Accept](#).

5.2.4 Summary



The screenshot shows the NABISY web application interface. At the top, there is a header with the logo of the Bundesanstalt für Landwirtschaft und Ernährung and the text 'NABISY Nachhaltige-Biomasse-System'. Below the header, there is a navigation menu with options like 'Home', 'Access data', 'File application', 'Application for division', 'Application for transcription', 'Application of combined transcription', 'Display application/proof', 'Display proof', 'Administration Collective download', 'Account statement', 'Help', 'Data privacy', and 'Log out'. The main content area is titled 'Summary and indication' and contains the following information:

Field	Value	Action
Application	Application for transcription	
Applicant	Jane Trader, City	
Proof(s)	EU-BM-18-199-7114-80186 (20.1 m³)	Edit
Documentation	Via the BLE web application	Edit
Recipient	Jane Trader, City, EU-BM-18-Lfr-87654321 (20.1 m³)	Edit

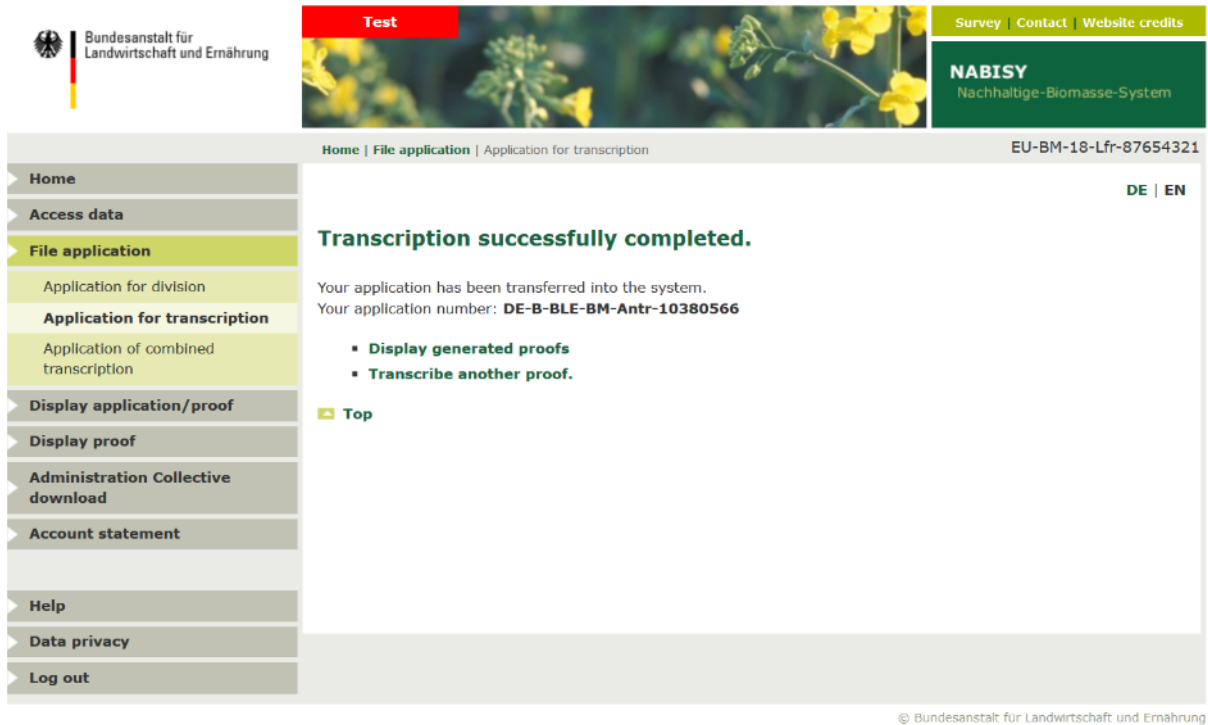
Below the table, there is a confirmation prompt: 'Are you sure you intend to issue the proof(s) to this participant(s)?' with a [Confirm](#) button. At the bottom right, there is a 'Cancel and discard application:' button with a [Cancel](#) button.

This is a summary of your file application. You should verify if you entered the right information. You still can [Edit](#) all the specifications you made.

If your specifications are correct, you can [Confirm](#) the application.

You can also [Cancel](#) the whole application if needed.

5.2.5 Confirmation and application number

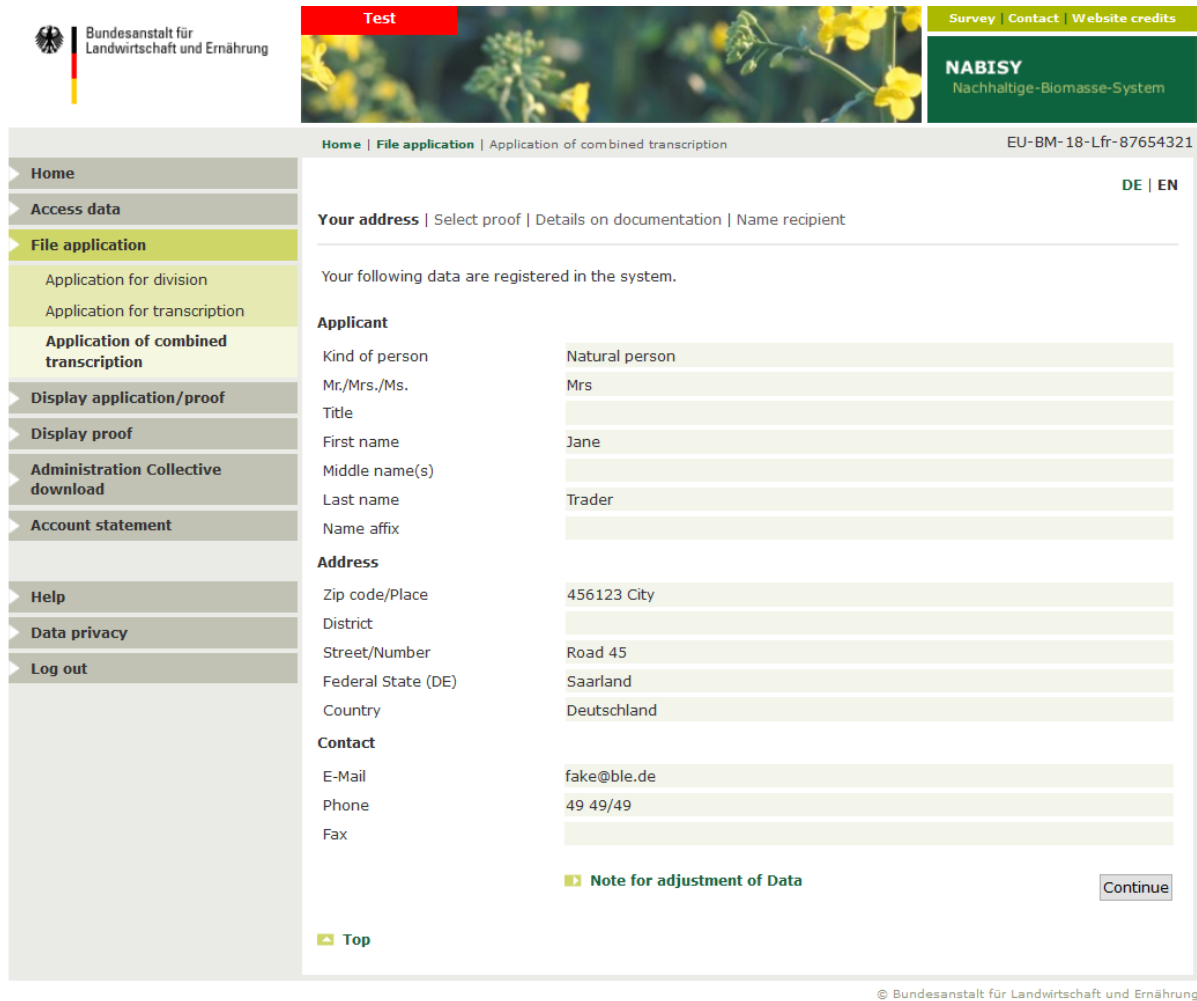


The screenshot shows the NABISY web application interface. At the top left is the logo of the Bundesanstalt für Landwirtschaft und Ernährung. The main header area includes a red 'Test' button, a 'Survey | Contact | Website credits' link, and the NABISY logo with the tagline 'Nachhaltige-Biomasse-System'. The breadcrumb trail reads 'Home | File application | Application for transcription' and the user ID 'EU-BM-18-Lfr-87654321' is displayed. A left sidebar menu contains options like 'Home', 'Access data', 'File application', 'Application for division', 'Application for transcription', 'Application of combined transcription', 'Display application/proof', 'Display proof', 'Administration Collective download', 'Account statement', 'Help', 'Data privacy', and 'Log out'. The main content area displays a green confirmation message: 'Transcription successfully completed.' followed by 'Your application has been transferred into the system.' and 'Your application number: **DE-B-BLE-BM-Antr-10380566**'. Below this, there are two links: 'Display generated proofs' and 'Transcribe another proof.', and a 'Top' button. The footer of the page contains the copyright notice '© Bundesanstalt für Landwirtschaft und Ernährung'.

You are now shown the application number. This application number is **necessary** in order to display this application any time.

The number will be shown in the account statement for the chosen time period.

5.3 Application of combined transcription



The screenshot shows the NABISY web application interface. At the top, there is a navigation bar with 'Test' in a red box, 'Survey | Contact | Website credits', and the NABISY logo 'NABISY Nachhaltige-Biomasse-System'. Below this is a breadcrumb trail: 'Home | File application | Application of combined transcription' and the ID 'EU-BM-18-Lfr-87654321'. A language selector 'DE | EN' is in the top right.

A left sidebar contains a menu with items: Home, Access data, File application (highlighted), Application for division, Application for transcription, Application of combined transcription (highlighted), Display application/proof, Display proof, Administration Collective download, Account statement, Help, Data privacy, and Log out.

The main content area is titled 'Your address | Select proof | Details on documentation | Name recipient'. It states: 'Your following data are registered in the system.' Below this, there are three sections: 'Applicant', 'Address', and 'Contact', each with a list of fields and their corresponding values in a light green table.

Section	Field	Value
Applicant	Kind of person	Natural person
	Mr./Mrs./Ms.	Mrs
	Title	
	First name	Jane
	Middle name(s)	
	Last name	Trader
Address	Name affix	
	Zip code/Place	456123 City
	District	
	Street/Number	Road 45
	Federal State (DE)	Saarland
Contact	Country	Deutschland
	E-Mail	fake@ble.de
	Phone	49 49/49
	Fax	

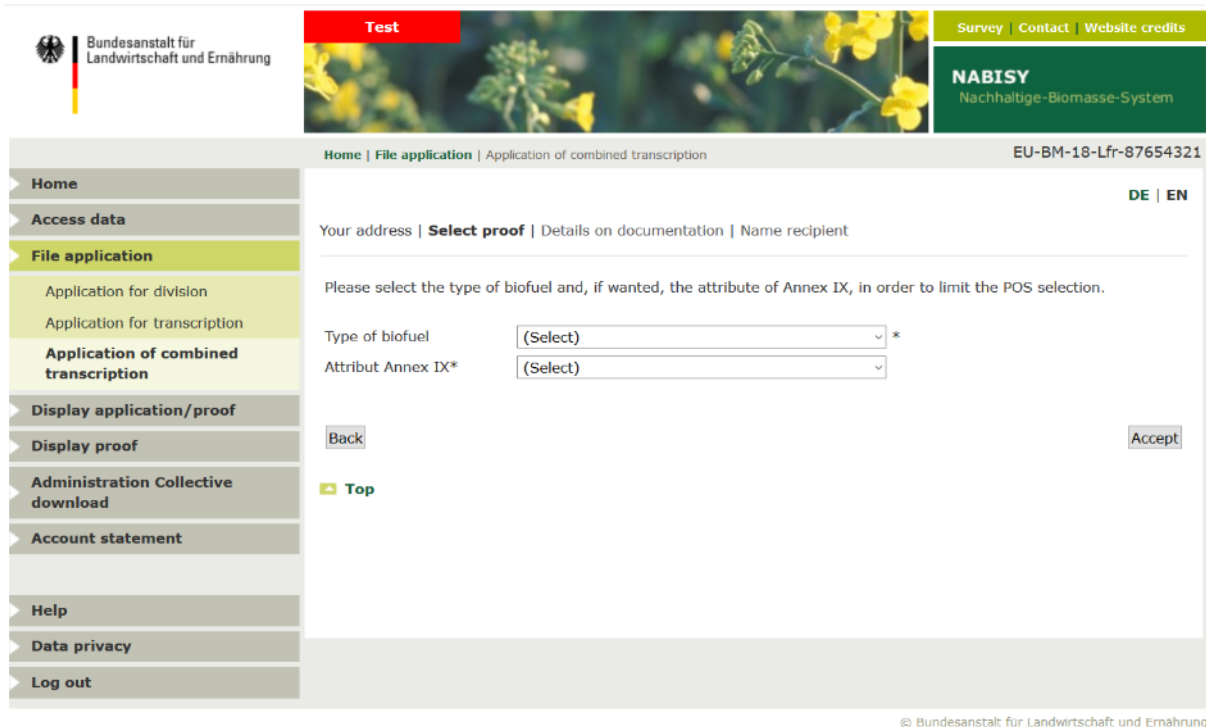
At the bottom of the form, there is a green note: 'Note for adjustment of Data' and a 'Continue' button. A 'Top' link is also present.

© Bundesanstalt für Landwirtschaft und Ernährung

At first you are shown your core data. If there are any mistakes or changings, please contact your certification system / voluntary scheme. They shall correct your data and will forward us a correction of your data as well.

With Continue you can file the application.

5.3.1 Select proof



The screenshot shows the NABISY web application interface. At the top left is the logo of the Bundesanstalt für Landwirtschaft und Ernährung. The main header includes a red 'Test' button, a navigation bar with 'Survey | Contact | Website credits', and the NABISY logo 'NABISY Nachhaltige-Biomasse-System'. The breadcrumb trail reads 'Home | File application | Application of combined transcription' and the user ID is 'EU-BM-18-Lfr-87654321'. A sidebar on the left contains navigation options: Home, Access data, File application (highlighted), Application for division, Application for transcription, Application of combined transcription (highlighted), Display application/proof, Display proof, Administration Collective download, Account statement, Help, Data privacy, and Log out. The main content area shows the current page 'Select proof' with a breadcrumb trail 'Your address | Select proof | Details on documentation | Name recipient'. The instruction reads: 'Please select the type of biofuel and, if wanted, the attribute of Annex IX, in order to limit the POS selection.' There are two dropdown menus: 'Type of biofuel' with '(Select)' and an asterisk, and 'Attribut Annex IX*' with '(Select)'. At the bottom of the form are 'Back' and 'Accept' buttons. A 'Top' button is also visible. The footer contains the copyright notice '© Bundesanstalt für Landwirtschaft und Ernährung'.

First you have to choose the type of biofuel, that the POSes, you want to transfer to your customer, should contain.

The specification of the attribute Annex IX is optional. Here you can limit the search for POSes to conventional or advanced biofuels. If you do not enter anything here, you will see all proofs of the fuel type.

Based on your selection, you will see the POS available in your account on the following page.

Click [Accept](#) to go to the next page.



Home | File application | Application of combined transcription EU-BM-18-Lfr-87654321 DE | EN

Home

Access data

File application

Application for division

Application for transcription

Application of combined transcription

Display application/proof

Display proof

Administration Collective download

Account statement

Help

Data privacy

Log out

Your address | **Select proof** | Details on documentation | Name recipient

Please select the POS, which should be transferred, and confirm the declaration.

Selected POS (max. 30): 7

Total amount (m³ or kWh): 1,360.844

GHG Value: 15.9 Update

Filter 10 Show entries

Proof number ▲▼	Amount ▲▼	GHG ▲▼	Document link ▲▼	Selection ▲▼
EU-BM-18-Lfr-87654321-999-12345678-NTNw-10714333	547.352 m ³	7.1	LS-Nr.	<input checked="" type="checkbox"/>
EU-BM-18-Lfr-87654321-999-12345678-NTNw-10714335	189.311 m ³	7.2	LS-Nr.	<input type="checkbox"/>
EU-BM-18-Lfr-87654321-999-12345678-NTNw-10714348	26.123 m ³	11.9	Test	<input checked="" type="checkbox"/>
EU-BM-18-Lfr-87654321-999-12345678-NTNw-10717715	22 m ³	11.9		<input type="checkbox"/>
EU-BM-18-Lfr-87654321-999-12345678-NTNw-10717716	0.123 m ³	11.9		<input type="checkbox"/>
EU-BM-18-Lfr-87654321-999-12345678-NTNw-10717717	89.357 m ³	-11.4		<input type="checkbox"/>
EU-BM-18-Lfr-87654321-999-12345678-NTNw-10717718	500 m ³	19.9		<input checked="" type="checkbox"/>
EU-BM-18-Lfr-87654321-999-12345678-NTNw-10718140	44.873 m ³	28.9		<input type="checkbox"/>
EU-BM-18-lutgljkgghljgh	150 m ³	40		<input checked="" type="checkbox"/>
EU-BM-18-199-7114-48520006	27.123 m ³	9.9		<input type="checkbox"/>

1 to 10 of 34 Entries ◀ Back 1 2 3 4 Forward ▶

Declaration about mass balance calculation

The biomass meets the requirements for traceability of the produced product in a mass balance system within the regulation of the used certification system / voluntary scheme.

Back Yes Confirm

Top

Here you can select up to 30 proofs for the combined transcription. You can scroll through the individual pages of the table.

The POSes of the table can be sorted according to the following parameters:

- Proof of ID
- Quantity
- Emissions (GHG value)
- document link
- selection

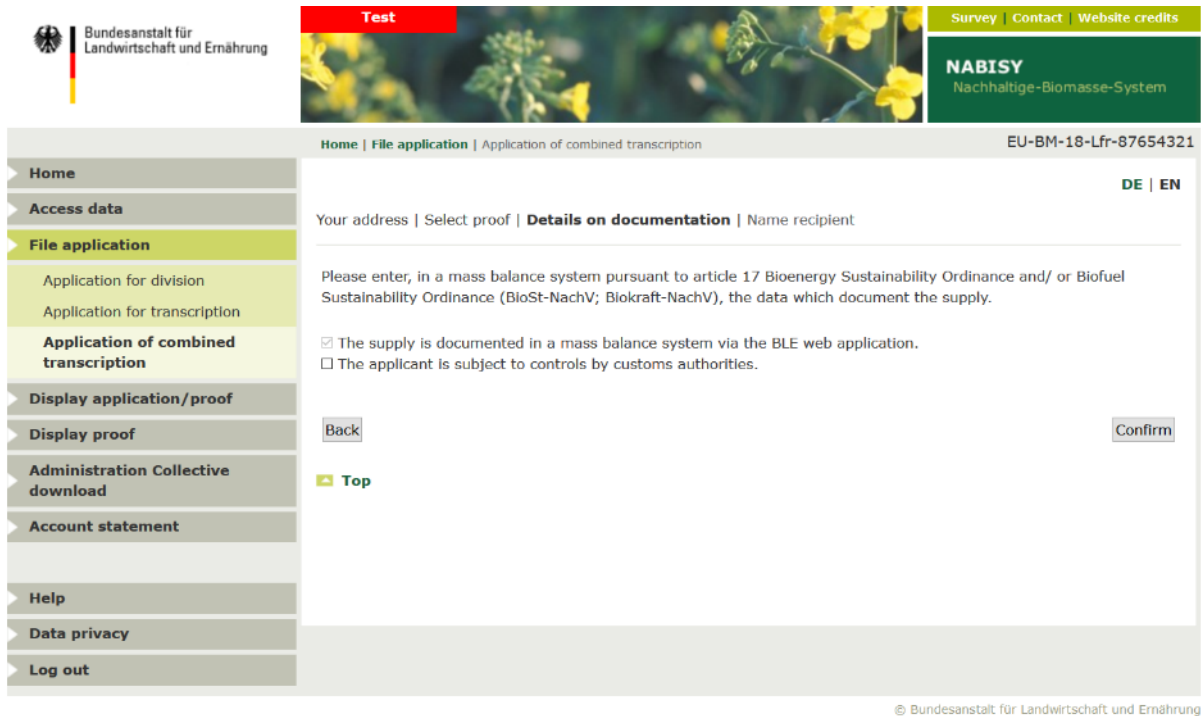
Alternatively, you can also use the search and search for contents of the table.

With Update, the overview shows how many POSes you have already selected, the total amount of the selected proofs is and what the virtual netted GHG value would be.

If you have selected all proofs for the combined transcription, update the selection.

You now have to click on the mass balance statement and **Confirm**.

5.3.2 Details on documentation



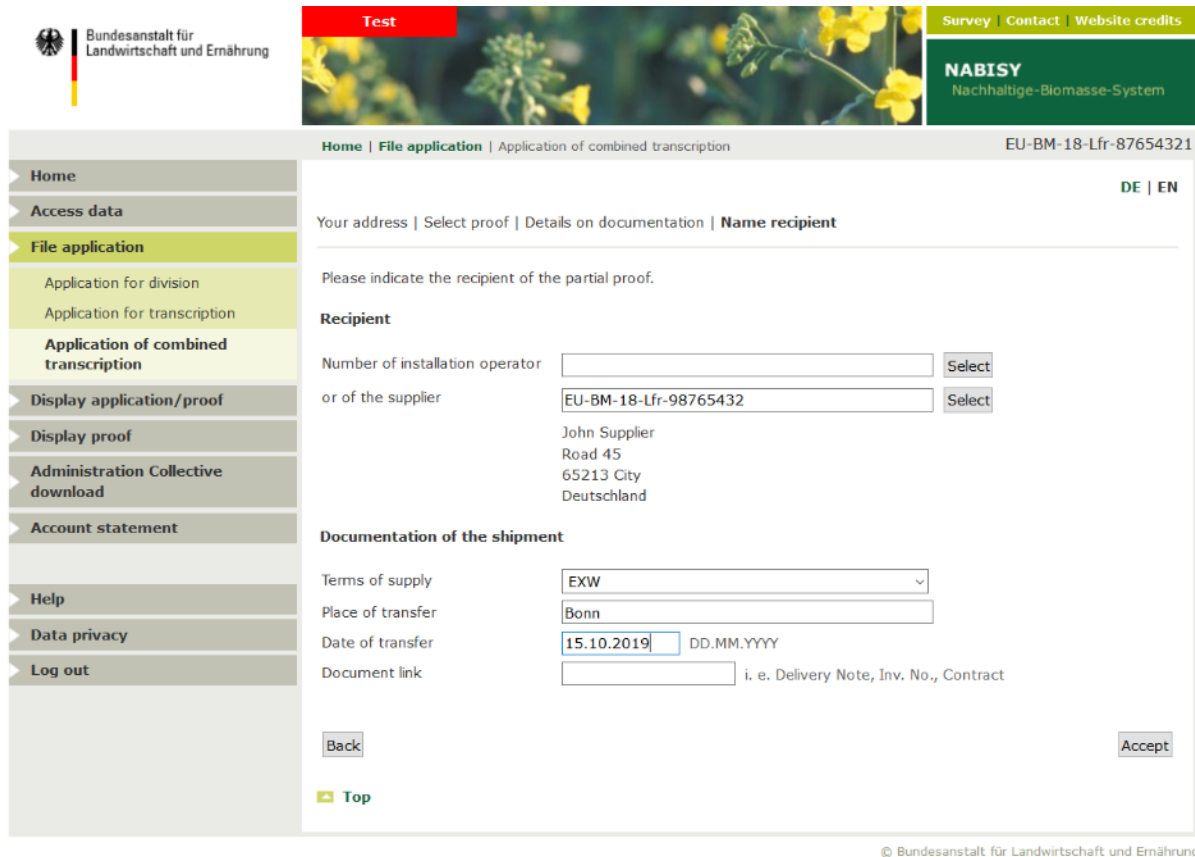
The screenshot shows the NABISY web application interface. At the top left is the logo of the Bundesanstalt für Landwirtschaft und Ernährung. The main header area includes a 'Test' button, a 'Survey | Contact | Website credits' menu, and the NABISY logo with the tagline 'Nachhaltige-Biomasse-System'. The breadcrumb trail reads: Home | File application | Application of combined transcription. The page title is 'EU-BM-18-Lfr-87654321'. The left sidebar contains a menu with options: Home, Access data, File application (selected), Application for division, Application for transcription, Application of combined transcription (highlighted), Display application/proof, Display proof, Administration Collective download, Account statement, Help, Data privacy, and Log out. The main content area shows the 'Details on documentation' page. It includes a breadcrumb trail: Your address | Select proof | **Details on documentation** | Name recipient. The text reads: 'Please enter, in a mass balance system pursuant to article 17 Bioenergy Sustainability Ordinance and/ or Biofuel Sustainability Ordinance (BioSt-NachV; Biokraft-NachV), the data which document the supply.' There are two checkboxes: The supply is documented in a mass balance system via the BLE web application. and The applicant is subject to controls by customs authorities. At the bottom of the form area are 'Back' and 'Confirm' buttons. A 'Top' button is also visible. The footer contains the copyright notice: © Bundesanstalt für Landwirtschaft und Ernährung.

Here you indicate how you document your mass balance.

- If you are a participant of a certification system / voluntary scheme you do not have to specify anything else.
- However, if you have access to Nabisy because you are subject to German customs service, you must also submit the second statement.

Continue with **Confirm**.

5.3.3 Name recipient



The screenshot shows the 'Name recipient' page in the NABISY system. The page title is 'Application of combined transcription' with the ID 'EU-BM-18-Lfr-87654321'. The breadcrumb trail is 'Home | File application | Application of combined transcription'. The page content includes a sidebar with navigation options like 'Home', 'Access data', 'File application', 'Display application/proof', 'Display proof', 'Administration Collective download', 'Account statement', 'Help', 'Data privacy', and 'Log out'. The main content area has a header 'Your address | Select proof | Details on documentation | Name recipient' and a sub-header 'Please indicate the recipient of the partial proof.' The 'Recipient' section contains two dropdown menus for 'Number of installation operator' and 'or of the supplier', both with 'Select' buttons. The selected supplier information is: John Supplier, Road 45, 65213 City, Deutschland. The 'Documentation of the shipment' section includes fields for 'Terms of supply' (EXW), 'Place of transfer' (Bonn), 'Date of transfer' (15.10.2019), and 'Document link' (with a placeholder 'i. e. Delivery Note, Inv. No., Contract'). There are 'Back' and 'Accept' buttons at the bottom of the form.

On this interface, information about the recipient and the documentation of the delivery have to be made.

For the recipient, a distinction must be made between plant operators and suppliers. The plant operator ID generally begins with the prefix DE-B-BLE-BM-AnlB-, followed by an eight-digit sequence.

A supplier-ID includes the indication of the used system (e.g., EU-BM-18) followed by an individual alphanumeric string.

Press **Select** next to the corresponding line to see the name and address of the recipient. You can then check whether you have selected the right recipient.

Enter then the documentation of the shipment. The terms of supply correspond to the Incoterms 2010. Place and date of transfer must be entered in accordance with the Incoterms concerned.

In Document link you may enter an information, which makes it easier to you and your customer to assign the POS to a specific delivery, a contract, delivery note, invoice number etc.

The entry may be up to 15 characters long.

The following characters are allowed:

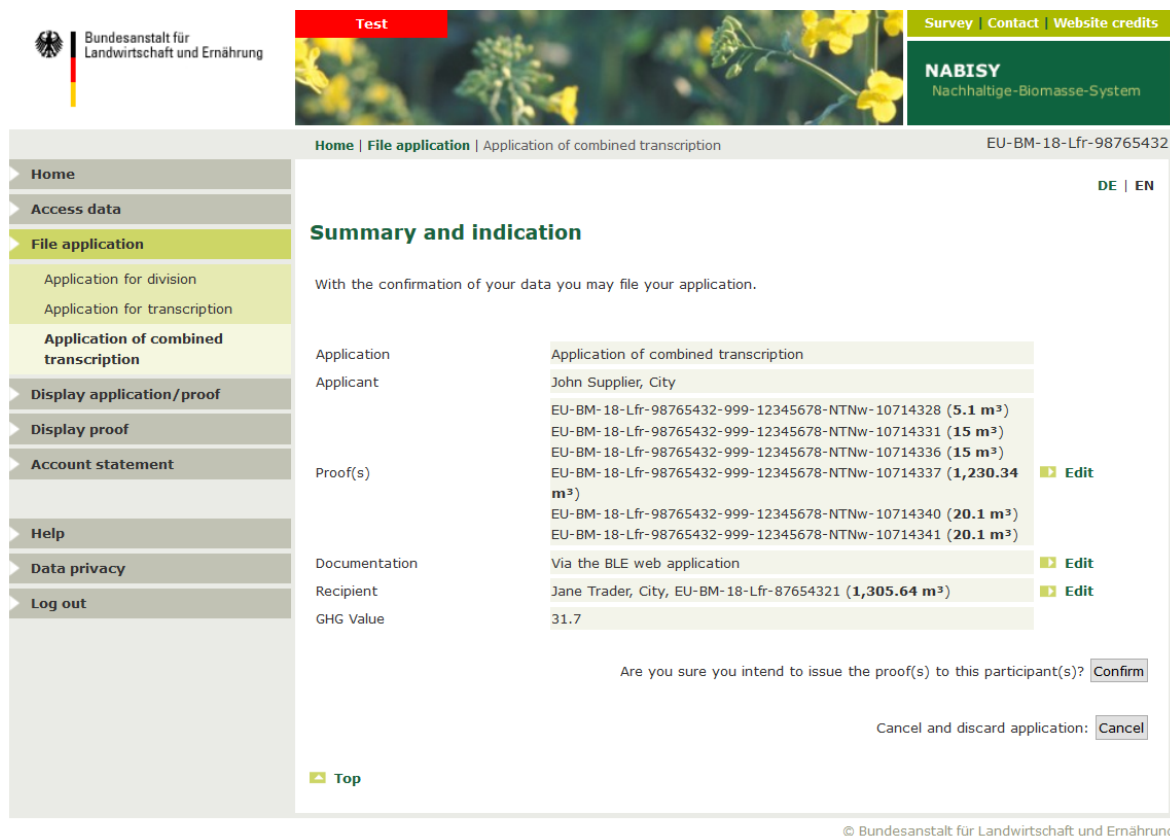
- A-Z
- a-z
- 0-9
- ;,.-: /

Not allowed are umlauts, spaces or special characters, except those mentioned above.

The document link is only valid for one specific transaction.

Continue with [Accept](#).

5.3.4 Summary



The screenshot shows the NABISY web application interface. The header includes the logo of the Bundesanstalt für Landwirtschaft und Ernährung and the text 'NABISY Nachhaltige-Biomasse-System'. The main content area is titled 'Summary and indication' and contains the following information:

Application	Application of combined transcription
Applicant	John Supplier, City
Proof(s)	EU-BM-18-Lfr-98765432-999-12345678-NTNw-10714328 (5.1 m ³) EU-BM-18-Lfr-98765432-999-12345678-NTNw-10714331 (15 m ³) EU-BM-18-Lfr-98765432-999-12345678-NTNw-10714336 (15 m ³) EU-BM-18-Lfr-98765432-999-12345678-NTNw-10714337 (1,230.34 m ³) Edit EU-BM-18-Lfr-98765432-999-12345678-NTNw-10714340 (20.1 m ³) EU-BM-18-Lfr-98765432-999-12345678-NTNw-10714341 (20.1 m ³)
Documentation	Via the BLE web application Edit
Recipient	Jane Trader, City, EU-BM-18-Lfr-87654321 (1,305.64 m ³) Edit
GHG Value	31.7

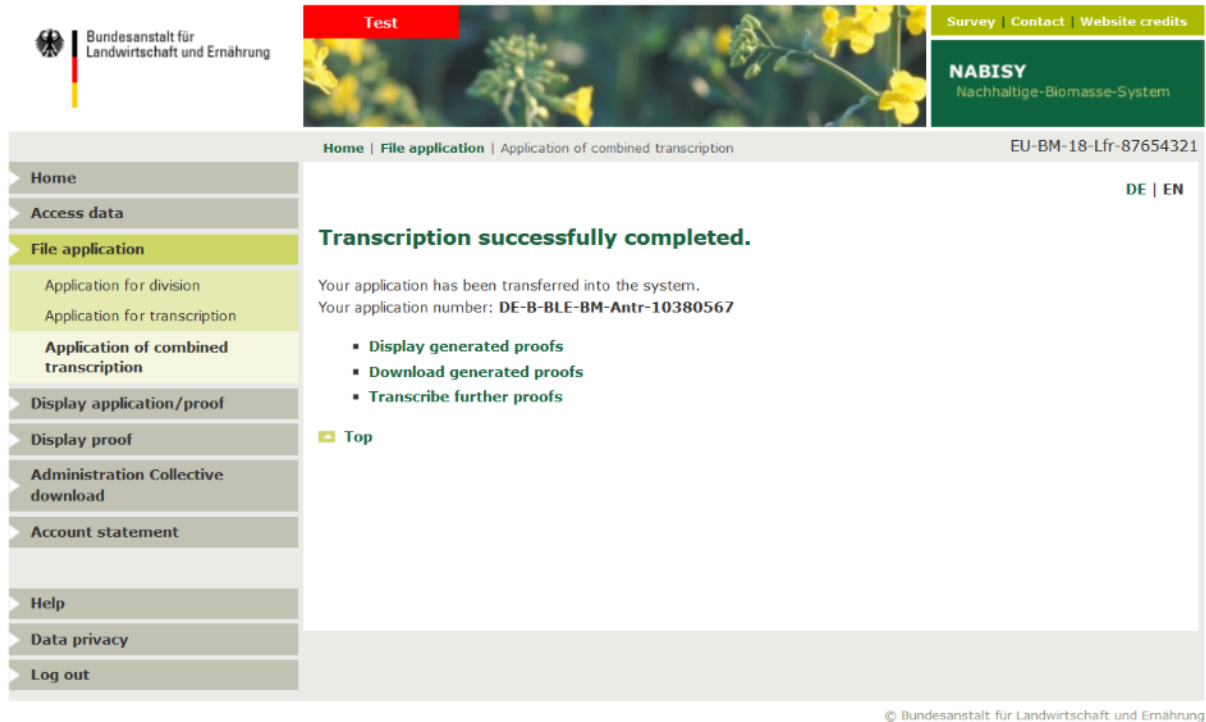
At the bottom of the page, there are two buttons: [Confirm](#) and [Cancel](#). The [Confirm](#) button is highlighted, indicating it is the next step in the process.

This is a summary of your file application. You should verify if you entered the right information. You still can [Edit](#) all the specifications you made.

If your specifications are correct, you can [Confirm](#) the application.

You can also [Cancel](#) the whole application if needed.

5.3.5 Confirmation and application number

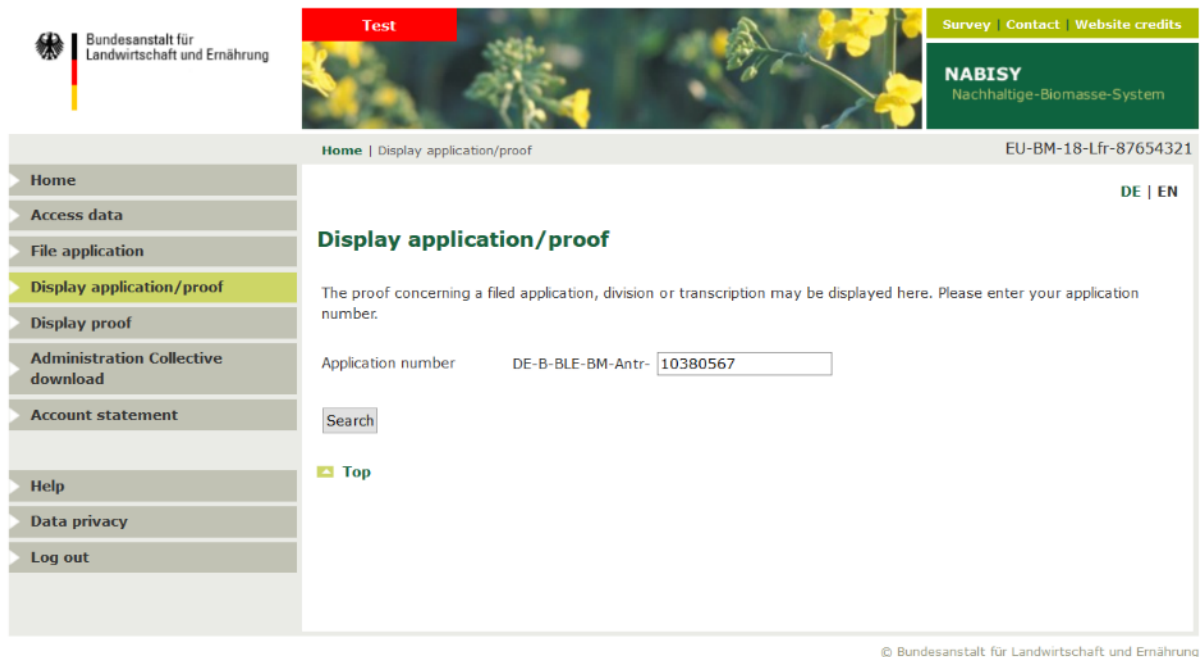


The screenshot shows the NABISY web application interface. At the top left is the logo of the Bundesanstalt für Landwirtschaft und Ernährung. The main header area includes a 'Test' button, a 'Survey | Contact | Website credits' menu, and the NABISY logo with the tagline 'Nachhaltige-Biomasse-System'. The breadcrumb trail reads 'Home | File application | Application of combined transcription' and the user ID 'EU-BM-18-Lfr-87654321' is displayed. A left sidebar contains a navigation menu with items like 'Home', 'Access data', 'File application', 'Application for division', 'Application for transcription', 'Application of combined transcription', 'Display application/proof', 'Display proof', 'Administration Collective download', 'Account statement', 'Help', 'Data privacy', and 'Log out'. The main content area displays a green confirmation message: 'Transcription successfully completed.' Below this, it states 'Your application has been transferred into the system.' and 'Your application number: DE-B-BLE-BM-Antr-10380567'. A list of actions is provided: 'Display generated proofs', 'Download generated proofs', and 'Transcribe further proofs'. A 'Top' link is also visible. The footer contains the copyright notice '© Bundesanstalt für Landwirtschaft und Ernährung'.

You are now shown the application number. This application number is **necessary** in order to display this application any time.

The number will be shown in the account statement for the chosen time period.


6 Display Application / Proof



The screenshot shows the NABISY web application interface. At the top left is the logo of the Bundesanstalt für Landwirtschaft und Ernährung. The main header features a red 'Test' button, a green 'Survey | Contact | Website credits' bar, and a dark green 'NABISY Nachhaltige-Biomasse-System' bar. The breadcrumb trail reads 'Home | Display application/proof' and the user ID is 'EU-BM-18-Lfr-87654321'. A sidebar on the left contains navigation options: Home, Access data, File application, Display application/proof (highlighted), Display proof, Administration Collective download, Account statement, Help, Data privacy, and Log out. The main content area is titled 'Display application/proof' and contains the text: 'The proof concerning a filed application, division or transcription may be displayed here. Please enter your application number.' Below this is a form with 'Application number' and 'DE-B-BLE-BM-Antr-' labels, followed by an input field containing '10380567' and a 'Search' button. A 'Top' link is also present. The footer of the page reads '© Bundesanstalt für Landwirtschaft und Ernährung'.


With the application number, shown at the end of each file application, you can download a POS you issued to your customer anytime.

You have to enter the last eight digits of the application number and press **Search**.



Bundesanstalt für
Landwirtschaft und Ernährung

Test



Survey | Contact | Website credits

NABISY
Nachhaltige-Biomasse-System

Home | Display application/proof

EU-BM-18-Lfr-87654321

- Home
- Access data
- File application
- Display application / proof
- Display proof
- Administration Collective download
- Account statement
- Help
- Data privacy
- Log out

Display application/proof

Proof generated for your application. Click on [Download](#) in order to save the proof as pdf-file. Click on [E-Mail](#) in order to send it via E-Mail.

Application number	DE-B-BLE-BM-Antr-10380567
Application	Application of combined transcription
Applicant	Jane Trader, City
	EU-BM-18-Lfr-98765432-999-12345678-NTNw-10718254 (547.352 m³)
	Download / E-Mail
	EU-BM-18-Lfr-98765432-999-12345678-NTNw-10718255 (26.123 m³)
	Download / E-Mail
	EU-BM-18-Lfr-98765432-999-12345678-NTNw-10718256 (500 m³)
	Download / E-Mail
	EU-BM-18-Lfr-98765432-999-12345678-NTNw-10718257 (150 m³)
	Download / E-Mail
	EU-BM-18-Lfr-98765432-999-12345678-NTNw-10718258 (43.123 m³)
	Download / E-Mail
	EU-BM-18-Lfr-98765432-999-12345678-NTNw-10718259 (46.123 m³)
	Download / E-Mail
	EU-BM-18-Lfr-98765432-999-12345678-NTNw-10718260 (48.123 m³)
	Download / E-Mail

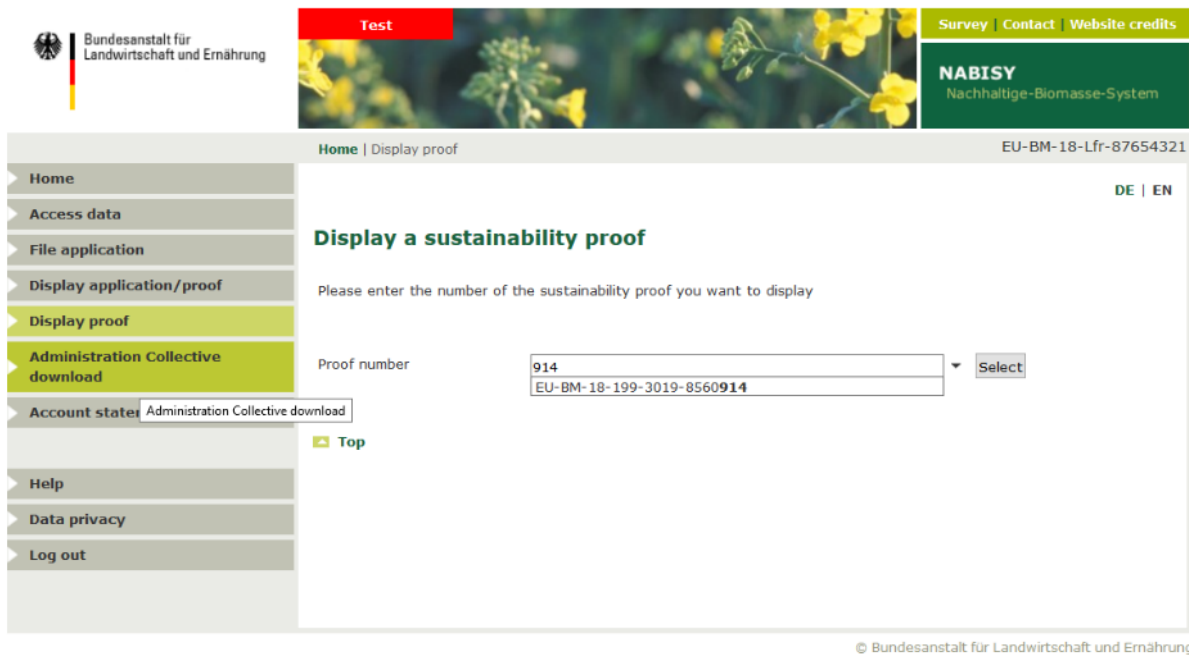
Generated proof(s)

[Top](#)

DE | EN

This is a short summary resulting of the file application you made. You can [Download](#) the POS as a PDF-file or you can send the recipient an [E-Mail](#)-link, so that he can download the POS in his account.

7 Display Proof



The screenshot shows the 'Display a sustainability proof' page in the NABISY system. The page layout includes a top navigation bar with 'Survey | Contact | Website credits' and a 'NABISY Nachhaltige-Biomasse-System' logo. A left sidebar contains navigation options: Home, Access data, File application, Display application/proof, Display proof (highlighted), Administration Collective download, Account statement, Administration Collective download, Help, Data privacy, and Log out. The main content area has a header 'Home | Display proof' and 'EU-BM-18-Lfr-87654321'. The page title is 'Display a sustainability proof' with language options 'DE | EN'. The main text says 'Please enter the number of the sustainability proof you want to display'. Below this is a 'Proof number' input field with a dropdown menu. The dropdown is open, showing '914' and 'EU-BM-18-199-3019-8560914'. A 'Select' button is next to the dropdown. A 'Top' button is also visible. The footer contains the copyright notice '© Bundesanstalt für Landwirtschaft und Ernährung'.

To have a closer look at a POS, you currently have on your account, you have to enter the whole or just a part of the POS-ID. Or you can use the drop-down-menu ▼. Press **Select** afterwards.



Home
DE | EN

- Home
- Access data
- File application
- Display application/proof
- Display proof
- Administration Collective download
- Account statement
- Help
- Data privacy
- Log out

Display a sustainability proof

Click here in order to download the proof as pdf-file: [Download](#)

General data

Date of issue: 30.09.2019

Recipient: Jane Trader
Road 45
456123 City

Amount

Proof number: EU-BM-18-199-3019-8560914

Document link: [\[Link\]](#)

Amount: 20.1 m³

Energy content: 663,300 MJ

Proportion

Code / Short Term	Attribut Annex IX**	Proportion of Biomass	Country of cultivation	ILUCg CO2eq/MJ
38260010-200125-01 / UCOME_w-scvegfat-01	:	100%	MX	n. relev.

Unassigned Countries of Cultivation: [\[Link\]](#)

Greenhouse gas emissions: 9.9 g CO2eq/MJ

Greenhouse gas emissions incl. mean value estim. ILUC: 9.9 g CO2eq/MJ

Usage of total default values regarding Annex V: No

Formula with the emission values in the conversion stages

Emissions: $E = e_{ec} + e_{el}^{**} + e_p + e_{td} + e_u - e_{sca} - e_{ccs} - e_{ccr} - e_{ee}$

** el includes the bonus

GHG – reduction when used: 88.2 % as biofuel [83.8 (g CO2eq/MJ)]
89.1 % as power generation [91 (g CO2eq/MJ)]
87.1 % for heat generation [77 (g CO2eq/MJ)]
88.4 % for combined heat / power generation [85 (g CO2eq/MJ)]

Possible application in: Weltweit

Initial operating of the installation after 05. october 2015: No

Origin

From an installation which has been in operation before 23 January 2008: No

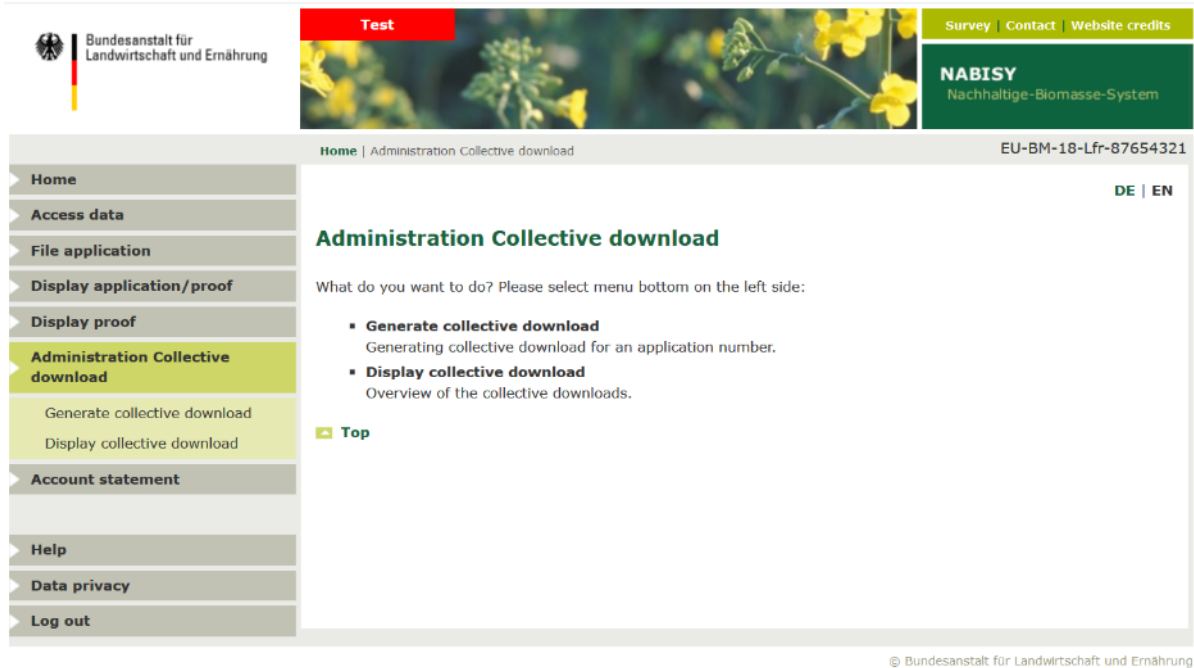
Last supplier: [\[Link\]](#)

Documentation of the supplier: [\[Link\]](#)

[Top](#)

You are now shown a summary of the chosen POS and you can also [Download](#) the POS as a pdf-file.

8 Administration Collective download

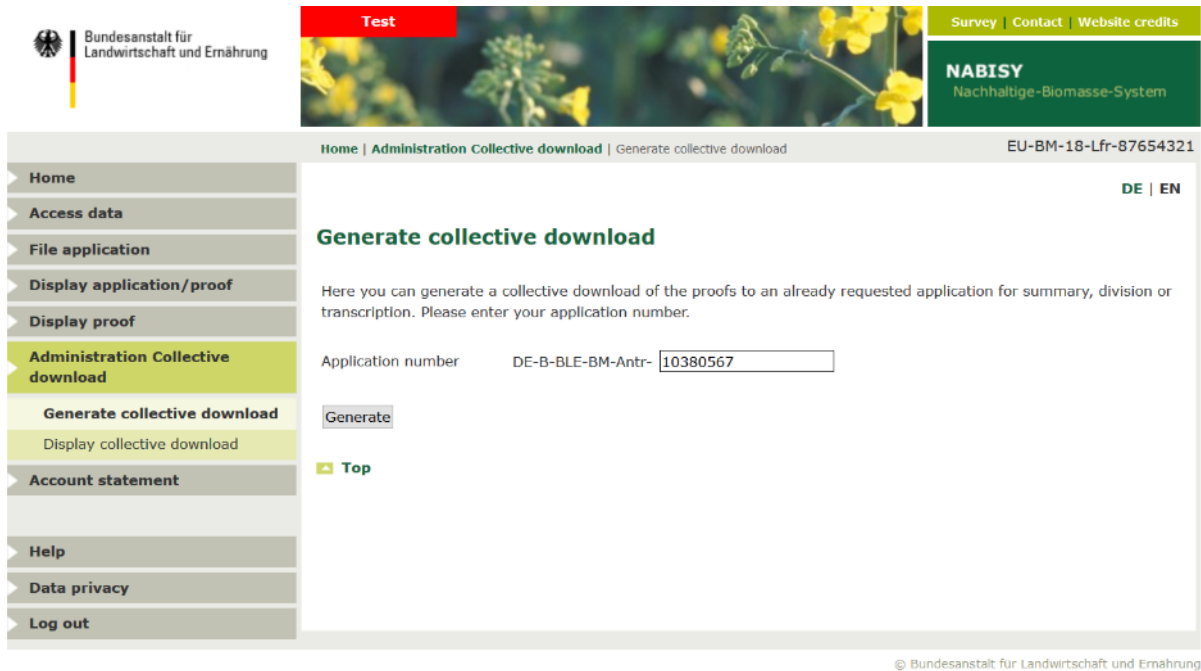


A collective download allows you to download all the POS you have generated in an application as a zip file. For this you need the application number. This also applies to partial proofs that you generated before 24.10.2019.

While Nabisy compiles the data in the background, you can continue to work normally in the program.

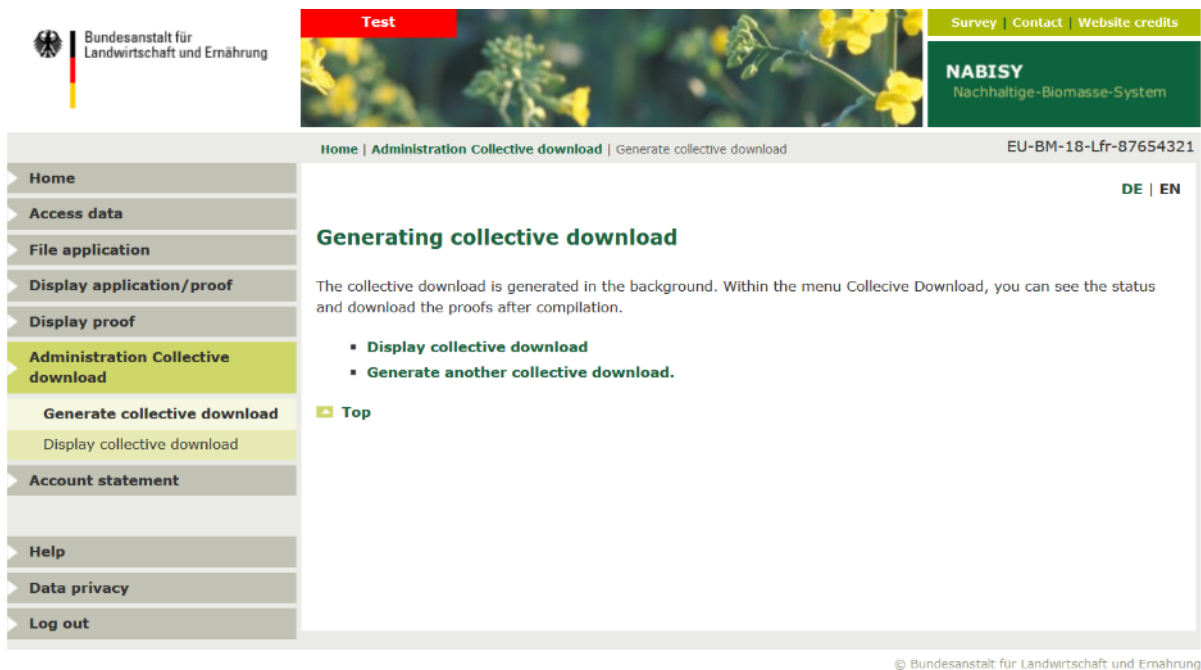
The data is available to download 10 days after the creation of the zip file. Then the packages are deleted from Nabisy. If you want to download the data again, you have to re-launch the process.

8.1 Generate collective download



The screenshot shows the NABISY web application interface. At the top left is the logo of the Bundesanstalt für Landwirtschaft und Ernährung. To its right is a red 'Test' button. Further right are links for 'Survey', 'Contact', and 'Website credits'. Below these is a green banner with 'NABISY Nachhaltige-Biomasse-System'. The main navigation menu on the left includes: Home, Access data, File application, Display application/proof, Display proof, Administration Collective download (highlighted), Generate collective download, Display collective download, Account statement, Help, Data privacy, and Log out. The main content area has a breadcrumb trail: Home | Administration Collective download | Generate collective download. The page title is 'Generate collective download'. Below the title, there is a text box: 'Here you can generate a collective download of the proofs to an already requested application for summary, division or transcription. Please enter your application number.' Below this is a form with 'Application number' and 'DE-B-BLE-BM-Antr-' followed by an input field containing '10380567'. A 'Generate' button is positioned below the input field. A 'Top' link is also visible. The footer contains the copyright notice: © Bundesanstalt für Landwirtschaft und Ernährung.

To initiate a collective download, please enter the application number and press **Generate**.



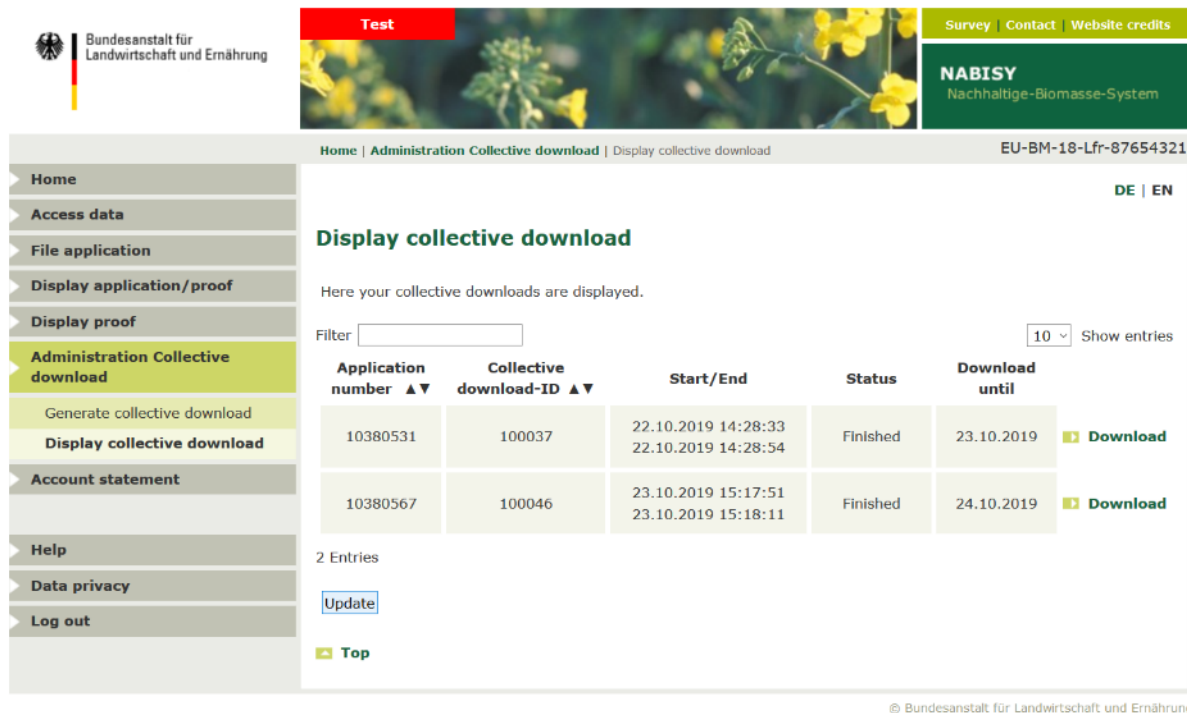
The screenshot shows the NABISY web application interface after the 'Generate' button has been clicked. The main content area now displays 'Generating collective download'. Below the title, there is a text box: 'The collective download is generated in the background. Within the menu Collective Download, you can see the status and download the proofs after compilation.' Below this is a list of actions:

- Display collective download
- Generate another collective download.

 A 'Top' link is also visible. The footer contains the copyright notice: © Bundesanstalt für Landwirtschaft und Ernährung.

The zip-file will now be created in the background. During this time, you can continue to work normally in the program. You can check the status of your request within **Display collective Download**.

8.2 Display collective download



The screenshot shows the 'Display collective download' page in the NABISY system. The page title is 'Display collective download' and the breadcrumb is 'Home | Administration Collective download | Display collective download'. The user ID is 'EU-BM-18-Lfr-87654321'. The page contains a table with the following data:

Application number ▲▼	Collective download-ID ▲▼	Start/End	Status	Download until	
10380531	100037	22.10.2019 14:28:33 22.10.2019 14:28:54	Finished	23.10.2019	Download
10380567	100046	23.10.2019 15:17:51 23.10.2019 15:18:11	Finished	24.10.2019	Download

Below the table, there are 2 entries, an 'Update' button, and a 'Top' link. The page footer includes the copyright notice: © Bundesanstalt für Landwirtschaft und Ernährung.

Here is an overview of the collective downloads you have initiated. All downloads with the status *Finished* can be downloaded by [Download](#).

The status *Generation* indicates that Nabisy is still in the process of compiling your data.

If you receive the status *Error*, please contact us with the following data:

- the collection download ID,
- the CSV import number and
- your interface ID

via nabisy@ble.de.

After the data package has been created, you have 10 days to download this data. After that, the packages are deleted from Nabisy. If you want to download the data again, you have to relaunch the process.

9 Account Statement

9.1 Download

The screenshot shows the NABISY web interface. At the top left is the logo of the Bundesanstalt für Landwirtschaft und Ernährung. The main header features a 'Test' button and links for 'Survey', 'Contact', and 'Website credits'. Below the header, the user is logged in as 'EU-BM-18-Lfr-87654321'. A navigation menu on the left lists options like 'Home', 'Access data', 'File application', 'Display application/proof', 'Display proof', 'Administration Collective download', 'Account statement' (highlighted), 'Help', 'Data privacy', and 'Log out'. The main content area is titled 'Download account statement.' and contains the following text: 'Here you can download a list of your proofs of sustainability (csv-file). The download of the csv-file may take some minutes.' Below this text are two input fields: 'Quarter' with a dropdown menu and 'Year' with a text box. A 'Download' button is positioned below the input fields. A 'Top' button is located at the bottom left of the main content area. The footer of the page contains the copyright notice '© Bundesanstalt für Landwirtschaft und Ernährung'.

You can **Download** an account statement with the POS currently on your account here. You have to enter the quarter (1-4) and the year (yyyy) for which time period a detailed account statement should be shown.

If you want to get an overview of the available POS, please select the quarterly period following the current quarter.

9.2 Explanation of the columns

column heading	explanation
Nachweis-Identifikator (<i>Proof ID</i>)	Number of the Proof of Sustainability or Partial Proof of Sustainability
Zertifizierungssystem (<i>Certification system / voluntary scheme</i>)	ID of the certification system / voluntary scheme, within the basic Proof was issued. ID according to the information on www.ble.de/biomasse
Ausstellungsdatum (<i>Date of issuance</i>)	Date on which the POS was issued / saved in Nabisy.
Verbindungsdocument (<i>Document link</i>)	The entry of your supplier to the field document link is shown, if he entered any information.
Schnittstellen-Identifikator (<i>Interface -ID</i>)	ID of the interface, which issued the basic POS
Neuanlage (<i>Date of initial operating</i>)	1 = Yes; 0 = No Indicates if the installation which produced the biofuel, has been put into operation after 5 th October 2015, and has to fulfill a minimum saving of 60 %
Empfaenger (<i>receiver</i>)	ID of the receiver – your ID
Empfaenger Name (<i>Receiver name</i>)	Name of the receiver – your Name



Lieferdatum (Date of delivery)	According to the presupplier The field is blank if the POS was generated for the remaining quantity of a division and was issued to your account
Menge (Quantity)	
Masseinheit (Unit of measurement)	Since 2018, only cubic meters (m ³) are allowed for liquid biomass and kilowatt-hour for gaseous biofuels. Tons (t) were only allowed in older POS.
Anteile (percentage)	Given in percent (%). If the proof is based on several types of biomass or countries of cultivation, the percentage per biomass type are separated with a pipe ().
Biomassearten (Types of biomass)	Coding according to the list at www.ble.de/biomasse . If the proof is based on several types of biomass or countries of cultivation, the types of biomass are separated with a pipe (). New POS are showing 100 % for one type of biomass and country of origin / cultivation.
Anbaugebiete (Countries of cultivation)	Coding according to ISO 3166-Alpha2. If the proof is based on several types of biomass or countries of cultivation, the countries of cultivation are separated with a pipe ().
Advanced	1 = Yes; 0 = No Indicates whether the biofuel (the type of biomass) is considered advanced according to Annex IX. If the proof is based on several types of biomass or countries of cultivation, these data are separated with a pipe () for each type of biomass.
Conventional	1 = Yes; 0 = No Indicates whether the biofuel (the type of biomass) is considered conventional according to Annex IX. If the proof is based on several types of biomass or countries of cultivation, these data are separated with a pipe () for each type of biomass.
Energiegehalt (Energy content)	In Megajoule (MJ)
Abfall (Waste and residues)	1 = Yes; 0 = No Indicates whether the type(s) of biomass have not been obtained from waste and residues agriculture.
Landw. Reststoff (Agricultural residues)	1 = Yes; 0 = No Indicates whether the type(s) of biomass were produced from waste and residues from agriculture. Since the area-related criteria must then also be met, the declaration on sustainability is also marked with a 1.
Erklärung Nachhaltigkeit (Declaration of sustainability)	1 = Yes; 0 = No Indicates whether the type(s) of biomass have meet the area-related criteria.

<p>Standardwert (<i>default value</i>)</p>	<p>Indicates for inventory POS how the GHG value was calculated:</p> <ul style="list-style-type: none"> • Use of the disaggregated default value for cultivation • Use of disaggregated default value for transport • Use of the disaggregated default value for conversion • Use of the total default value • Precisely calculated data <p>Example: 1 1 0 0 1 = disaggregated default value for cultivation and transport and precisely calculated data for conversion.</p> <p>Indicates for new POS (1 = Yes; 0 = No) if the total default value is used.</p>
<p>e-Werte (<i>emission values</i>)</p>	<p>For inventory POS: optional information given by the interface</p> <ul style="list-style-type: none"> • eP (without savings) • eccs • eccr • eee <p>New POS: If the field is empty, the total default value is used. If the total default value was not used, the formula for calculating the total emissions is shown here as follows: e_{ec} e_l e_p e_{td} e_u e_{sca} e_{ccs} e_{ccr} e_{ee}</p>
<p>el-Bonus</p>	<p>1 = yes; 0 = no If a value has been entered at el, this field indicates whether the bonus for recovering heavily soiled or degraded areas was used.</p>
<p>EinsatzIn (<i>Potential countries for using the biomass</i>)</p>	<p>Indicates the country or region (based on ISO 3166-Alpha2) where the biofuel or bio liquid can be used without exceeding the value of transportation emission stated in the calculation of the total GHG-emissions.</p>
<p>Emissionen (<i>emissions</i>)</p>	<p>States the emissions in g CO₂eq/MJ.</p>
<p>ILUC</p>	<p>Indicates the average value of provisionally estimated emissions caused by indirect land use changes (in g CO₂eq / MJ).</p>
<p>Grandfatheringclause</p>	<p>1 = Yes; 0 = No Indicates whether the POS was issued with using the grandfathering clause. This exception rule is now expired. New POS can not be created with this attribute. There are still active proofs on different supplier accounts. They have become worthless after the increase of the minimum GHG-saving to 50 %.</p>
<p>Antragsnummer (<i>Application number</i>)</p>	<p>Indicates under which reference number the transfer of POS to the next recipient (usually your customer) is saved in Nabisy.</p>
<p>Antragsdatum (<i>Application date</i>)</p>	<p>Specifies the date on which the proof was transmitted to the next recipient (usually your customer).</p>



Nachfolge Nachweis ID (<i>Follow up POS ID</i>)	Specifies the ID of the subsequent proof. When dividing, the individual proofs are separated with Pipe ().
Nachfolge Verbindungsdokument (<i>Follow up document link</i>)	Here your entry of the field document link is shown, if you entered any information.
Nachfolge Empfänger ID (<i>Follow up POS reciever</i>)	Specifies the ID of the recipient (usually your customer) of the following proof. When splitting, the individual IDs are separated with pipe ().
Nachfolge Empfänger Name (<i>Follow up reciever name</i>)	Specifies the name of the recipient (usually your customer) of the following proof. When splitting, the individual names are separated with pipe ().
Vorgänger Nachweis ID (<i>Previous Reciever ID</i>)	In cases where the proof-ID (column A) is containing "NTNw" for a partial proof, the recipient ID of the previous proof is displayed here. If proof has been created from a summary, the recipient IDs are displayed several times (ID of the presupplier).
Vorgänger Empfänger Name (<i>Previous reciever name</i>)	In cases where the proof-ID (column A) is containing "NTNw" for a partial proof, the recipient name of the previous proof is displayed here. If the Proof has been created from a summary, the recipient name is displayed several times.

10 Help for typical error messages

If you contact the BLE, regarding an error message, which isn't explained below, you should always provide the following information additionally to your question:

- Name and Place of the company
- The Nabisy-ID of your company
- Your contact details

10.1 You must confirm the declaration in order to continue.

You have selected the POS and want to continue but forgot to state the declaration of mass balance.

10.2 No supplier found that matches the entered number. No installation operator found that matches the entered number.

Please check the recipients ID. Nabisy is case-sensitive, so please be careful to enter the correct ID.

Sometimes if you copy and paste the ID, you copy a space character, which you wouldn't mentioned, but for Nabisy it is a character.

10.3 Subset must not exceed the remaining quantity.

Within the application of division, you have entered a higher quantity than the total quantity of your POS contains.



10.4 Es ist ein unerwarteter Fehler aufgetreten / An unexpected error has occurred

Fehler: Es ist ein unerwarteter Fehler aufgetreten.

Fehler-ID: 7d444881-a449-4b0b-a7ea-33d8bab91333

Bitte wenden Sie sich an den Seitenbetreiber unter Nennung der Fehler-ID.

- [Zurück](#)
- [Zur Startseite](#)

You have done something unexpected, which provides an unexpected error.

In this case, you have to contact the BLE via nabisy@ble.de with the following information:

- The date and the time the error happened
- A screenshot of the error message and the ID of the mistake (Fehler-ID)
- A description of the situation before (what have you done? What did you want to do?)
- Name and Place of the company
- The Nabisy-ID of your company
- The POS-ID
- Your contact details

It can happen, that your answer will take some time, as we probably have to analyse this case with our IT-division.

10.5 Password invalid. Password has already been used.

Your new chosen password contradicts the password rule that the last 10 passwords are not allowed to be used. So you have to choose of another password.

10.6 Password invalid. The new (selected) password contradicts the password rules.

Your new chosen password contradicts at least one password rule. Please follow the password rules that apply to passwords:

The password

- MUST contain at least a minimum of 8 characters
 - MUST contain at least 3 of the following variants
 - lowercase letter(n) (a-z)
 - Capital letter(s) (A-Z)
 - number(s) (0-9)
 - Special character (.,! ? + - etc.)
 - MAY NOT contain the user name
 - MAY NOT consist of repeated groups of 2 different characters (e.g.: abab; 10102323)
 - MAY NOT be ascending or descending in 3 or more characters (e.g.: 123; abc; xyz)
 - MAY NOT contain more than 2 identical characters in a row (e.g.: 111; aaa; !!!)
- The last 10 passwords MAY NOT be used.



10.7 Your account is suspended. Please contact the BLE by stating your ID and name (nabisy@ble.de).

You have entered your password incorrectly five times, so your account has been blocked automatically. This precaution has been implemented to protect against misuse.

To unlock your account, please contact nabisy@ble.de with the following information:

- your name,
- the subscriber ID of the company you wanted to register with (e.g. EU-BM-99-SSt-1234678 or EU-BM-88-Lfr-87654321) and
- the information whether you still know the last assigned password.

We can then unlock your account so that you can reuse the last assigned password.